

MARITIME ADMINISTRATION
OFFICE OF MARITIME EDUCATION AND TRAINING
FISCAL YEAR 2022 PUBLICATION OF INFORMATION ABOUT STUDENTS AND RECENT GRADUATES OF MARITIME ACADEMIES

FISCAL YEAR 2022 PUBLICATION OF INFORMATION ABOUT STUDENTS AND RECENT GRADUATES OF MARITIME ACADEMIES.

- (1) The number of individuals who graduated from the United States Merchant Marine Academy and from each State Maritime Academy during the five-year period preceding the date of the enactment of this Act.
- (2) The number of such individuals who have become employed in, or whose status qualifies under, each of the following categories:
- (A) Maritime Afloat.
 - (B) Maritime Ashore.
 - (C) Armed Forces of the United States.
 - (D) Non-maritime.
 - (E) Graduate studies.
 - (F) Unknown.
- (3) The number of students in each class at each State Maritime Academy who are receiving, or who received during such five-year period, funds under the student incentive payment program under section 51509 of title 46, United States Code.
- (4) The number of students described under paragraph (3) who used partial student incentive payments and who graduated without an obligation under such program.
- (5) The number of students described under paragraph (3) who graduated with an obligation under such program.

State Maritime Academies

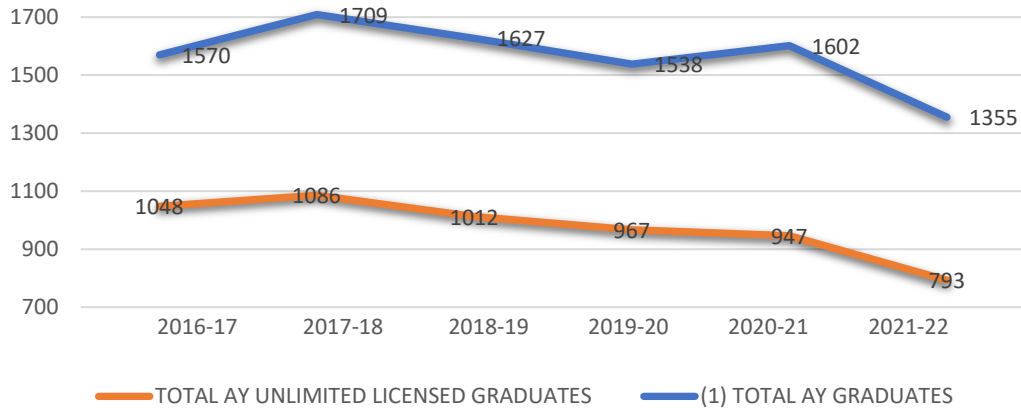
- CMA** - California Maritime Academy in Vallejo California
GLMA - Great Lakes Maritime Academy in Traverse City, Michigan
ME MA - Maine Maritime Academy in Castine, Maine
MA MA - Massachusetts Maritime Academy in Buzzards Bay, Massachusetts
NYMC - the State University of New York (SUNY) Maritime College in the Bronx, New York
TAMMA - Texas A&M Maritime Academy in Galveston, Texas

Federal Service Academy

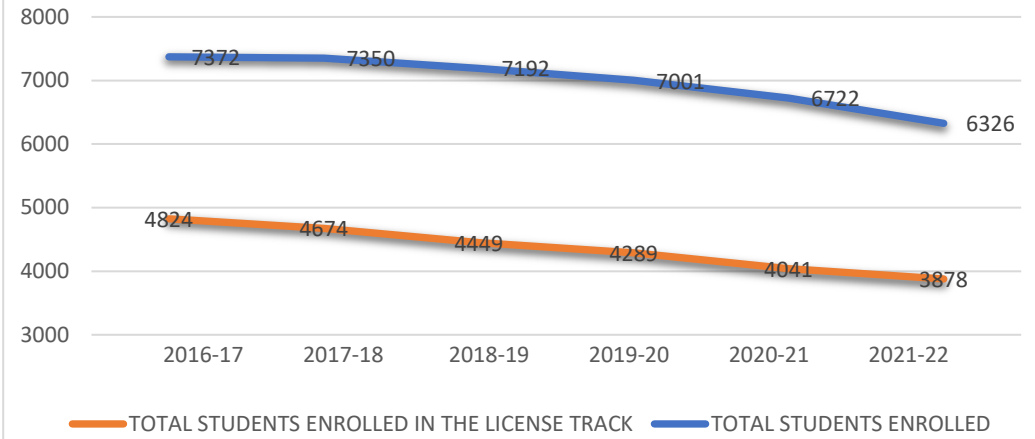
- USMMA** - United States Merchant Marine Academy in Kings Point NY

MARITIME ADMINISTRATION
 OFFICE OF MARITIME EDUCATION AND TRAINING
 FISCAL YEAR 2022 PUBLICATION OF INFORMATION ABOUT STUDENTS AND RECENT GRADUATES OF MARITIME ACADEMIES

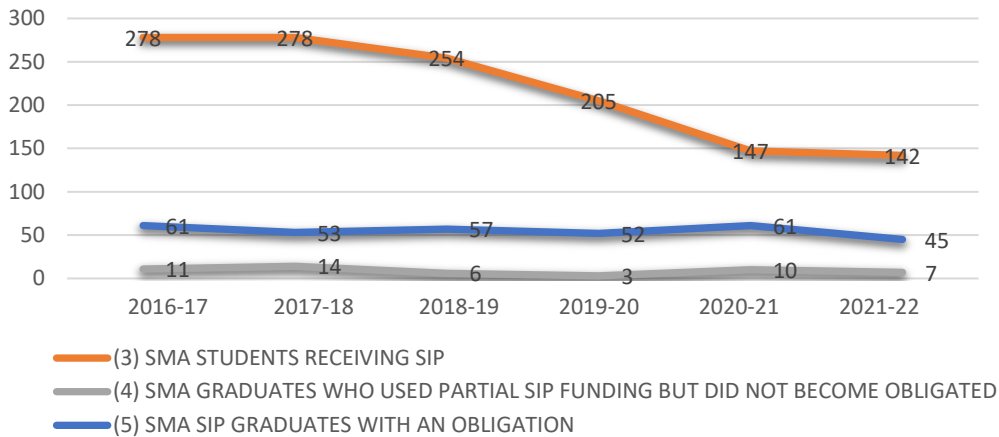
6 Year Total Maritime Academy Graduation Trend



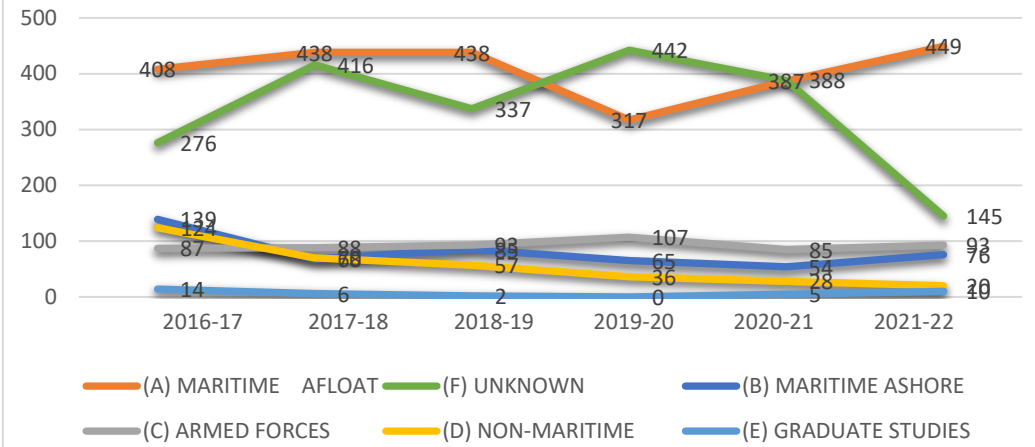
6 Year Total Maritime Academy Enrollements Trend



6 Year Total Maritime Academy SIP Trends



6 Year Total Maritime Academy Employment



MARITIME ADMINISTRATION
OFFICE OF MARITIME EDUCATION AND TRAINING
FISCAL YEAR 2022 PUBLICATION OF INFORMATION ABOUT STUDENTS AND RECENT GRADUATES OF MARITIME ACADEMIES

ACADEMIC YEAR 2021-2022									
U.S. MARITIME ACADEMIES GRADUATION DATA for ACADEMIC YEAR (AY) 2021-2022									
MARITIME ACADEMY	(1) TOTAL AY GRADUATES	TOTAL AY UNLIMITED LICENSED GRADUATES	%	(2) The Number of graduates who have become employed in, or whose status qualified under, each of the following categories:					
				(A) MARITIME AFLOAT	(B) MARITIME ASHORE	(C) ARMED FORCES	(D) NON-MARITIME	(E) GRADUATE STUDIES	(F) UNKNOWN
CMA	167	84	50%	48	16	7	10	3	0
GLMA ¹	32	32	100%	32	*	*	*	*	0
ME MA	153	88	58%	53	1	5	0	0	29
MA MA ²	324	114	35%	66	11	2	3	4	28
NYMC	375	181	48%	131	6	4	6	3	31
TAMMA	80	70	88%	18	2	2	0	0	48
TOTAL	1131	569	50%	348	36	20	19	10	136
USMMA ³	224	224	100%	101	2*	73	1	0	47
TOTAL	1355	793	59%	449	38	93	20	10	183

U.S. MARITIME ACADEMIES GRADUATION DATA for ACADEMIC YEAR (AY) 2021-2022						
MARITIME ACADEMY	TOTAL STUDENTS ENROLLED	TOTAL STUDENTS ENROLLED IN THE LICENSE TRACK	%	(3) SMA STUDENTS RECEIVING SIP	(4) SMA GRADUATES WHO USED PARTIAL SIP FUNDING BUT DID NOT BECOME OBLIGATED	(5) SMA SIP GRADUATES WITH AN OBLIGATION
CMA	816	517	63%	39	3	12
GLMA	176	176	100%	12	2	3
ME MA	869	456	52%	15	0	6
MA MA	1441	589	41%	26	1	7
NYMC	1545	805	52%	38	1	14
TAMMA	449	305	68%	12	0	3
TOTAL	5296	2848	54%	142	7	45
USMMA	1030	1030	100%	N/A	N/A	N/A
TOTAL	6326	3878	61%	N/A	N/A	N/A

***Notes:**

All sections excluding the three highlighted columns are as reported by the Institution.

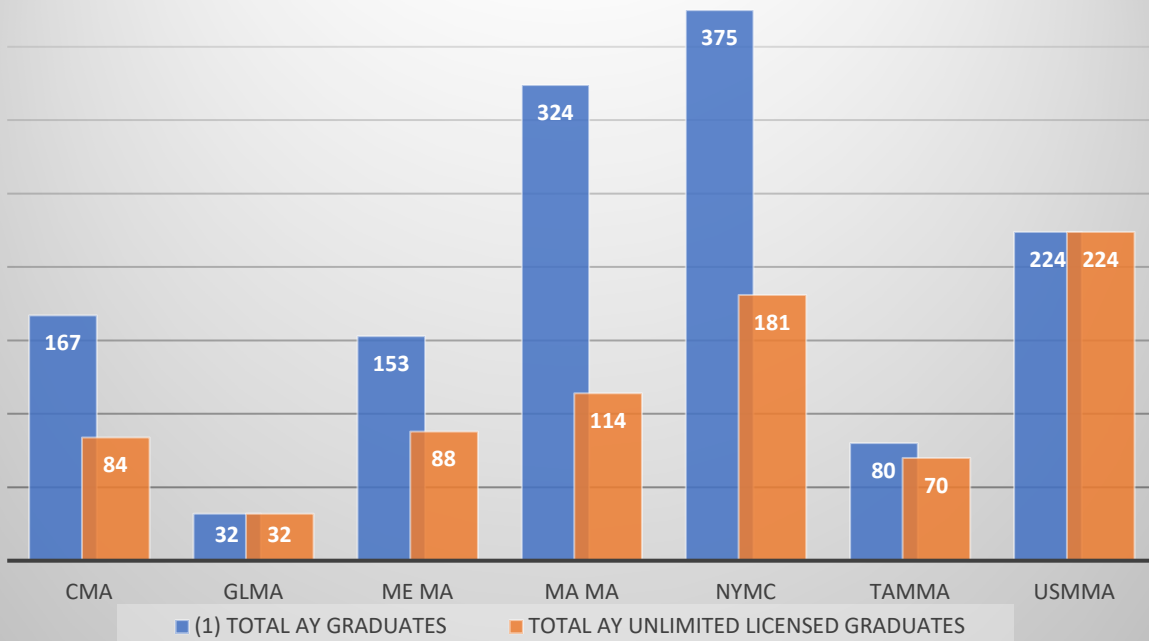
1. GLMA does not track graduates' employment status. It assumes all graduates work in industry.

2. MaMA follows the data collection protocols established by National Association of Colleges and Employers (NACE). NACE protocols are for data collection through the end of December with cleaning and reporting out of data in winter/early spring, 2022.

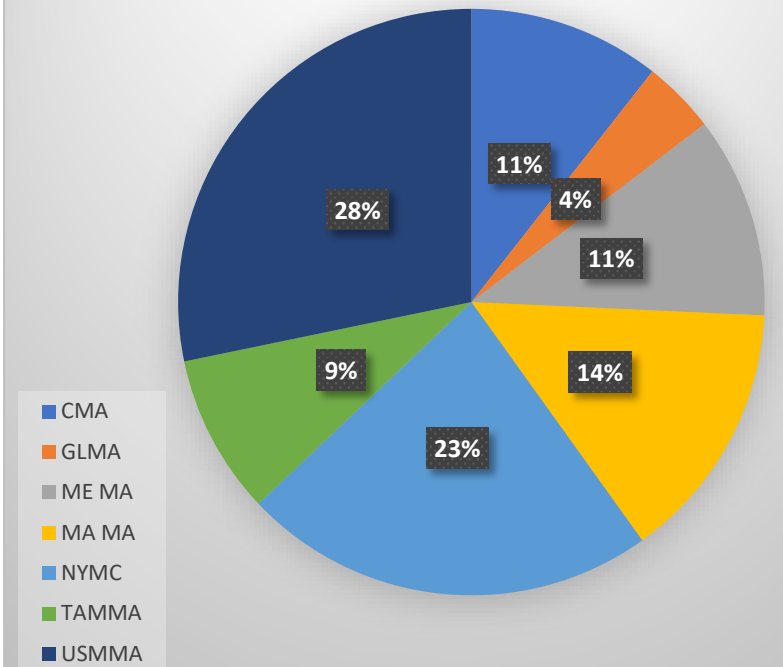
3. USMMA approved Shoreside Employment Determination Requests

MARITIME ADMINISTRATION
 OFFICE OF MARITIME EDUCATION AND TRAINING
 FISCAL YEAR 2022 PUBLICATION OF INFORMATION ABOUT STUDENTS AND RECENT GRADUATES OF MARITIME ACADEMIES

ACADEMIC YEAR 2021-22 US MARITIME ACADEMY GRADUATES TOTALS



AY 2021-22 US MARITIME ACADEMY UNLIMITED LICENSED GRADUATES



MARITIME ADMINISTRATION
OFFICE OF MARITIME EDUCATION AND TRAINING
FISCAL YEAR 2022 PUBLICATION OF INFORMATION ABOUT STUDENTS AND RECENT GRADUATES OF MARITIME ACADEMIES

ACADEMIC YEAR 2020-2021

U.S. MARITIME ACADEMIES GRADUATION DATA for ACADEMIC YEAR (AY) 2020-2021

MARITIME ACADEMY	(1) TOTAL AY GRADUATES	TOTAL AY UNLIMITED LICENSED GRADUATES	%	(2) The Number of graduates who have become employed in, or whose status qualified under, each of the following categories:					
				(A) MARITIME AFLOAT	(B) MARITIME ASHORE	(C) ARMED FORCES	(D) NON-MARITIME	(E) GRADUATE STUDIES	(F) UNKNOWN
CMA	200	109	55%	54	6	5	3	1	40
GLMA ¹	55	55	100%	54	*	1	*	*	0
ME MA	194	109	56%	44	3	4	3	1	54
MA MA ²	354	110	31%	52	2	2	7	3	44
NYMC	410	249	61%	69	10	6	13	0	151
TAMMA	160	86	54%	35	1	4	1	0	45
TOTAL	1373	718	52%	308	22	22	27	5	334
USMMA ³	229	229	100%	79	7*	63	1	0	79
TOTAL	1602	947	59%	387	29	85	28	5	413

U.S. MARITIME ACADEMIES GRADUATION DATA for ACADEMIC YEAR (AY) 2020-2021

MARITIME ACADEMY	TOTAL STUDENTS ENROLLED	TOTAL STUDENTS ENROLLED IN THE LICENSE TRACK	%	(3) SMA STUDENTS RECEIVING SIP	(4) SMA GRADUATES WHO USED PARTIAL SIP FUNDING BUT DID NOT BECOME OBLIGATED	(5) SMA SIP GRADUATES WITH AN OBLIGATION
CMA	931	532	57%	48	2	8
GLMA	180	178	99%	9	1	7
ME MA	925	507	55%	16	2	10
MA MA	1538	593	39%	18	1	6
NYMC	1671	898	54%	44	3	24
TAMMA	449	305	68%	12	1	6
TOTAL	5694	3013	53%	147	10	61
USMMA	1028	1028	100%	N/A	N/A	N/A
TOTAL	6722	4041	60%	N/A	N/A	N/A

***Notes:**

All sections excluding the three highlighted columns are as reported by the Institution.

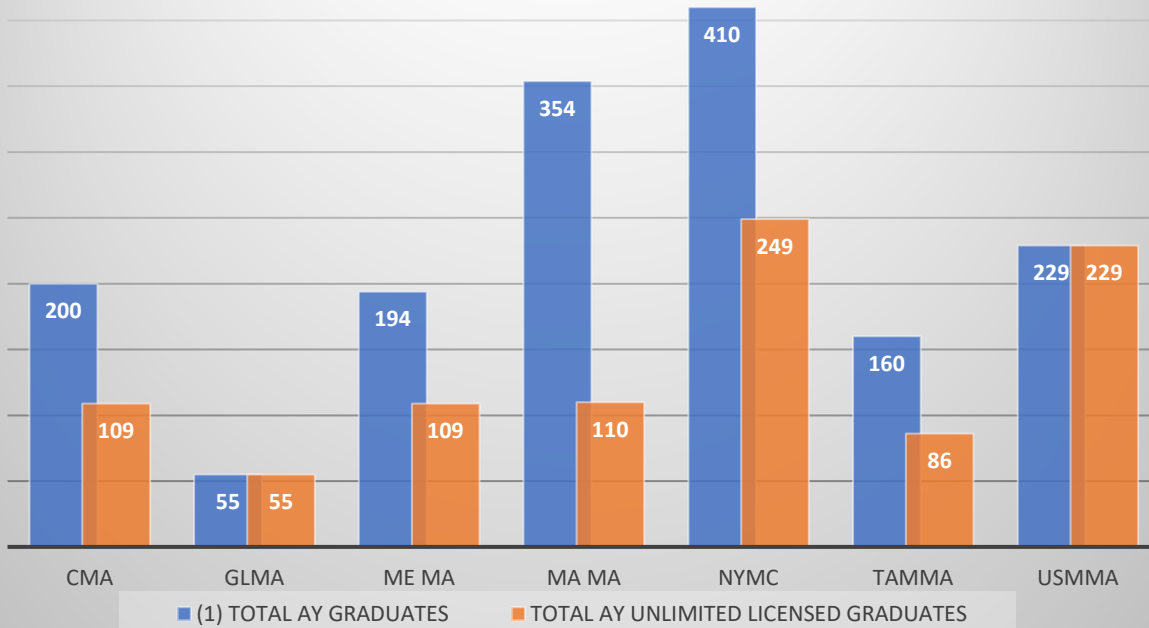
1. GLMA does not track graduates' employment status. It assumes all graduates work in industry.

2. MaMA follows the data collection protocols established by National Association of Colleges and Employers (NACE). NACE protocols are for data collection through the end of December with cleaning and reporting out of data in winter/early spring, 2022.

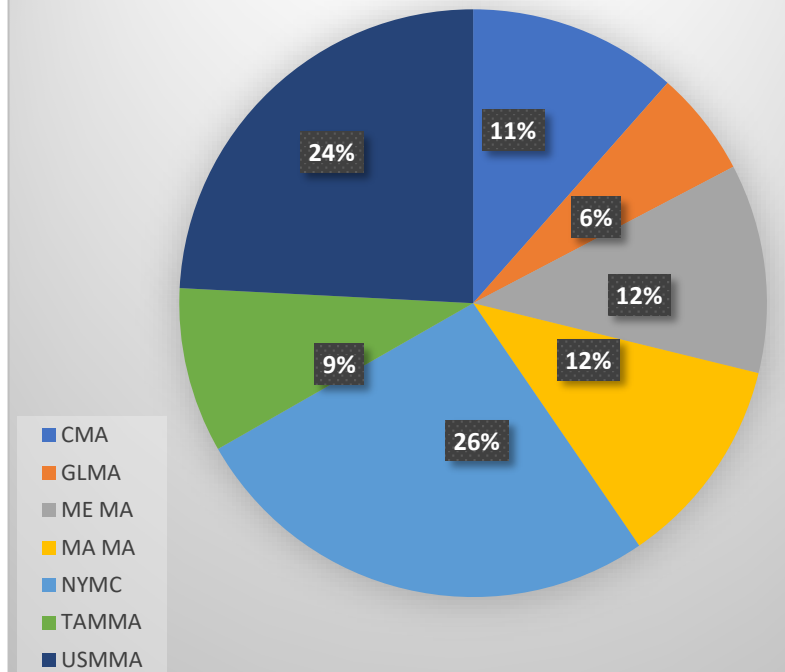
3. USMMA approved Shoreside Employment Determination Requests

MARITIME ADMINISTRATION
 OFFICE OF MARITIME EDUCATION AND TRAINING
 FISCAL YEAR 2022 PUBLICATION OF INFORMATION ABOUT STUDENTS AND RECENT GRADUATES OF MARITIME ACADEMIES

ACADEMIC YEAR 2020-21 US MARITIME ACADEMY GRADUATES TOTALS



AY 2020-21 US MARITIME ACADEMY UNLIMITED LICENSED GRADUATES



MARITIME ADMINISTRATION
OFFICE OF MARITIME EDUCATION AND TRAINING
FISCAL YEAR 2022 PUBLICATION OF INFORMATION ABOUT STUDENTS AND RECENT GRADUATES OF MARITIME ACADEMIES

ACADEMIC YEAR 2019-2020

U.S. MARITIME ACADEMIES GRADUATION DATA for ACADEMIC YEAR (AY) 2019-2020

MARITIME ACADEMY	(1) TOTAL AY GRADUATES	TOTAL AY UNLIMITED LICENSED GRADUATES	%	(2) The Number of graduates who have become employed in, or whose status qualified under, each of the following categories:					
				(A) MARITIME AFLOAT	(B) MARITIME ASHORE	(C) ARMED FORCES	(D) NON-MARITIME	(E) GRADUATE STUDIES	(F) UNKNOWN
CMA	196	118	60%	30	4	4	4	0	76
GLMA	39	39	100%	39	*	*	*	*	0
ME MA	205	113	55%	44	2	2	13	0	52
MA MA	392	147	38%	25	6	4	10	0	102
NYMC	358	251	70%	58	16	12	5	0	160
TAMMA	138	89	64%	24	6	9	4	0	46
TOTAL	1328	757	57%	220	34	31	36	0	436
USMMA	210	210	100%	97	31	76	0	0	6
TOTAL	1538	967	63%	317	65	107	36	0	442

U.S. MARITIME ACADEMIES GRADUATION DATA for ACADEMIC YEAR (AY) 2019-2020

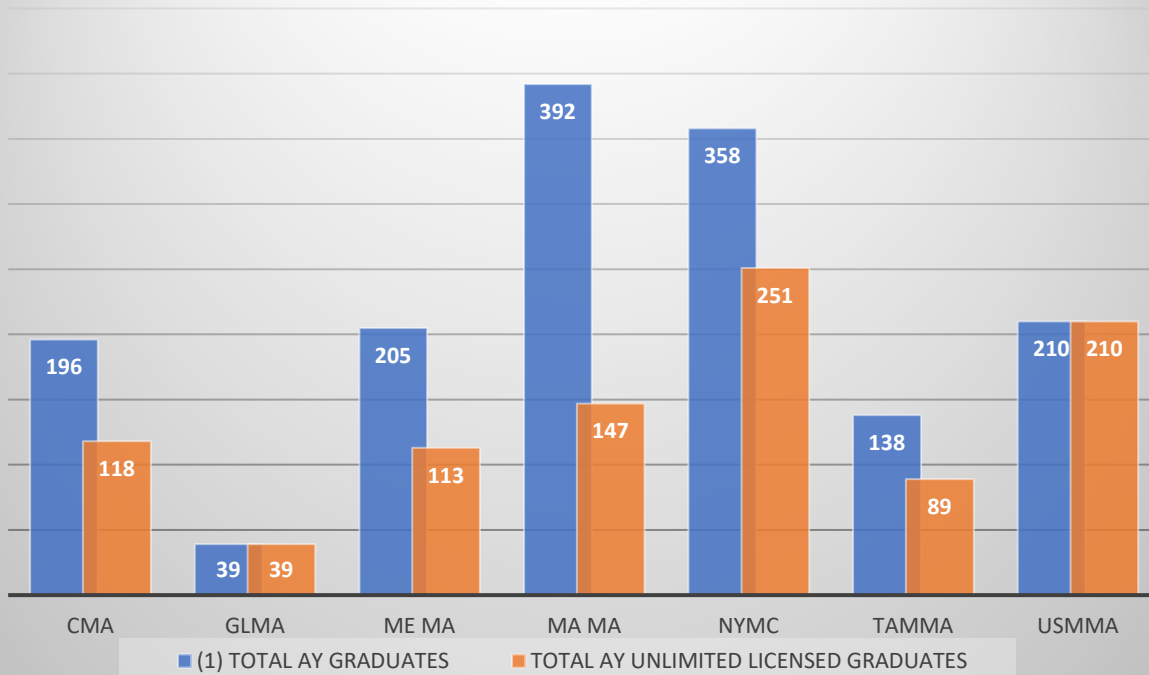
MARITIME ACADEMY	TOTAL STUDENTS ENROLLED	TOTAL STUDENTS ENROLLED IN THE LICENSE TRACK	%	(3) SMA STUDENTS RECEIVING SIP	(4) SMA GRADUATES WHO USED PARTIAL SIP FUNDING BUT DID NOT BECOME OBLIGATED	(5) SMA SIP GRADUATES WITH AN OBLIGATION
CMA	879	557	63%	51	0	9
GLMA	205	205	100%	21	0	4
ME MA	991	537	54%	22	2	5
MA MA	1695	601	35%	26	1	7
NYMC	1674	1059	63%	64	0	16
TAMMA	550	323	59%	21	0	11
TOTAL	5994	3282	55%	205	3	52
USMMA	1007	1007	100%	N/A	N/A	N/A
TOTAL	7001	4289	61%	N/A	N/A	N/A

***Notes:**

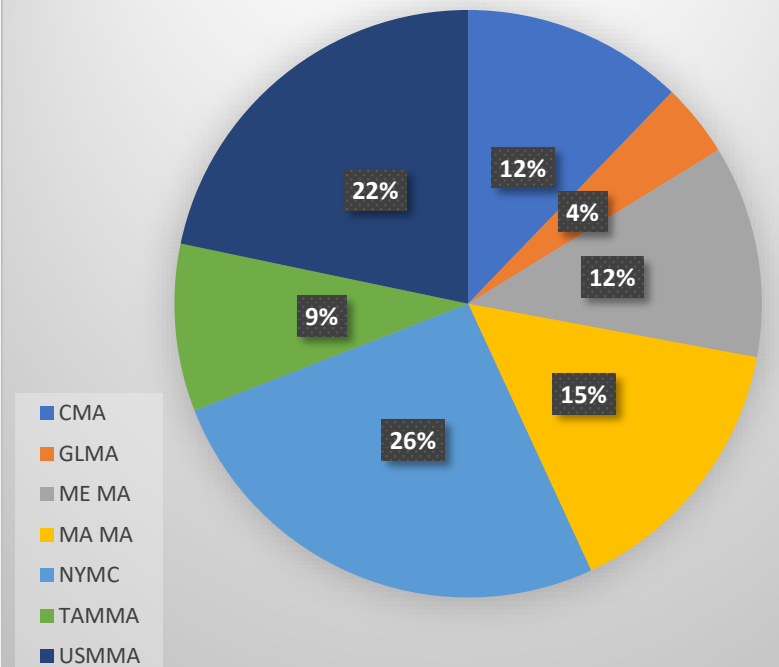
All sections excluding the three highlighted columns are as reported by the Institution.

MARITIME ADMINISTRATION
 OFFICE OF MARITIME EDUCATION AND TRAINING
 FISCAL YEAR 2022 PUBLICATION OF INFORMATION ABOUT STUDENTS AND RECENT GRADUATES OF MARITIME ACADEMIES

ACADEMIC YEAR 2019-20 US MARITIME ACADEMY GRADUATES TOTALS



AY 2019-20 US MARITIME ACADEMY UNLIMITED LICENSED GRADUATES



MARITIME ADMINISTRATION
OFFICE OF MARITIME EDUCATION AND TRAINING
FISCAL YEAR 2022 PUBLICATION OF INFORMATION ABOUT STUDENTS AND RECENT GRADUATES OF MARITIME ACADEMIES

ACADEMIC YEAR 2018-2019

U.S. MARITIME ACADEMIES GRADUATION DATA for ACADEMIC YEAR (AY) 2018-2019

MARITIME ACADEMY	(1) TOTAL AY GRADUATES	TOTAL AY UNLIMITED LICENSED GRADUATES	%	(2) The Number of graduates who have become employed in, or whose status qualified under, each of the following categories:					
				(A) MARITIME AFLOAT	(B) MARITIME ASHORE	(C) ARMED FORCES	(D) NON-MARITIME	(E) GRADUATE STUDIES	(F) UNKNOWN
CMA	260	139	53%	70	12	1	22	0	34
GLMA	46	46	100%	10	*	*	*	*	36
ME MA	202	114	56%	59	6	11	1	1	36
MA MA	380	148	39%	33	15	4	8	1	87
NYMC	431	280	65%	94	24	0	26	0	136
TAMMA	108	85	79%	71	6	7	0	0	1
TOTAL	1427	812	57%	337	63	23	57	2	330
USMMA	200	200	100%	101	22	70	0	0	7
TOTAL	1627	1012	62%	438	85	93	57	2	337

U.S. MARITIME ACADEMIES GRADUATION DATA for ACADEMIC YEAR (AY) 2018-2019

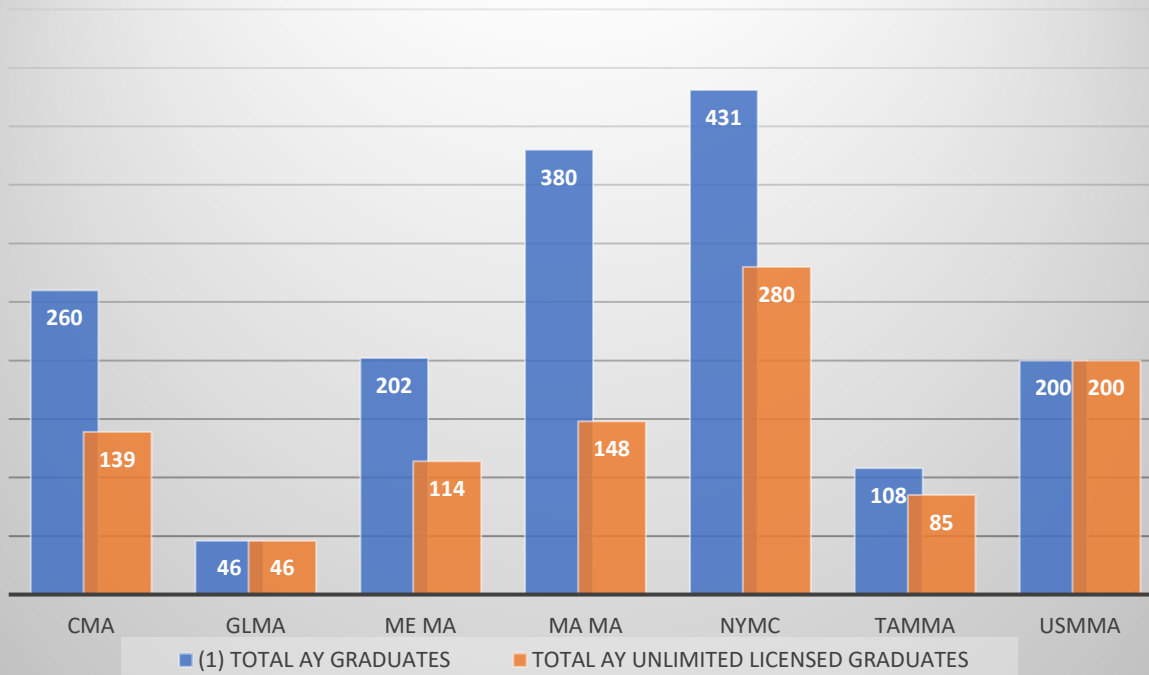
MARITIME ACADEMY	TOTAL STUDENTS ENROLLED	TOTAL STUDENTS ENROLLED IN THE LICENSE TRACK	%	(3) SMA STUDENTS RECEIVING SIP	(4) SMA GRADUATES WHO USED PARTIAL SIP FUNDING BUT DID NOT BECOME OBLIGATED	(5) SMA SIP GRADUATES WITH AN OBLIGATION
CMA	953	547	57%	45	3	9
GLMA	209	207	99%	26	0	5
ME MA	997	539	54%	41	0	11
MA MA	1709	629	37%	31	2	8
NYMC	1734	1131	65%	77	1	15
TAMMA	594	400	67%	34	0	9
TOTAL	6196	3453	56%	254	6	57
USMMA	996	996	100%	N/A	N/A	N/A
TOTAL	7192	4449	62%	N/A	N/A	N/A

***Notes:**

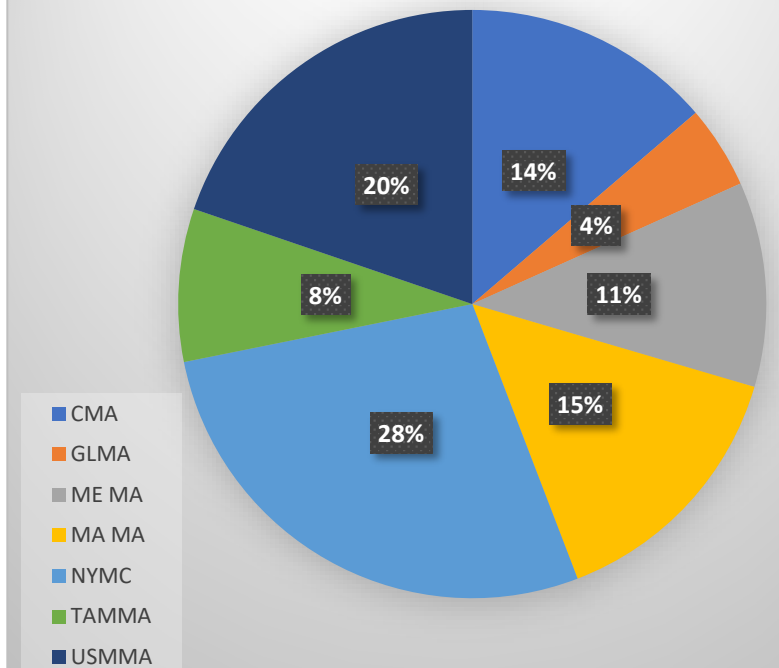
All sections excluding the three highlighted columns are as reported by the Institution.

MARITIME ADMINISTRATION
 OFFICE OF MARITIME EDUCATION AND TRAINING
 FISCAL YEAR 2022 PUBLICATION OF INFORMATION ABOUT STUDENTS AND RECENT GRADUATES OF MARITIME ACADEMIES

ACADEMIC YEAR 2018-19 US MARITIME ACADEMY GRADUATES TOTALS



AY 2018-19 US MARITIME ACADEMY UNLIMITED LICENSED GRADUATES



MARITIME ADMINISTRATION
OFFICE OF MARITIME EDUCATION AND TRAINING
FISCAL YEAR 2022 PUBLICATION OF INFORMATION ABOUT STUDENTS AND RECENT GRADUATES OF MARITIME ACADEMIES

ACADEMIC YEAR 2017-2018

U.S. MARITIME ACADEMIES GRADUATION DATA for ACADEMIC YEAR (AY) 2017-2018

MARITIME ACADEMY	(1) TOTAL AY GRADUATES	TOTAL AY UNLIMITED LICENSED GRADUATES	%	(2) The Number of graduates who have become employed in, or whose status qualified under, each of the following categories:					
				(A) MARITIME AFLOAT	(B) MARITIME ASHORE	(C) ARMED FORCES	(D) NON-MARITIME	(E) GRADUATE STUDIES	(F) UNKNOWN
CMA	240	124	52%	44	18	1	41	5	15
GLMA	33	33	100%	33	*	*	*	*	0
ME MA	249	148	59%	79	13	6	18	1	31
MA MA	339	178	53%	63	11	3	8	0	93
NYMC	494	289	59%	48	6	12	3	0	220
TAMMA	156	116	74%	58	0	9	0	0	49
TOTAL	1511	888	59%	325	48	31	70	6	408
USMMA	198	198	100%	113	20	57	0	0	8
TOTAL	1709	1086	64%	438	68	88	70	6	416

U.S. MARITIME ACADEMIES GRADUATION DATA for ACADEMIC YEAR (AY) 2017-2018

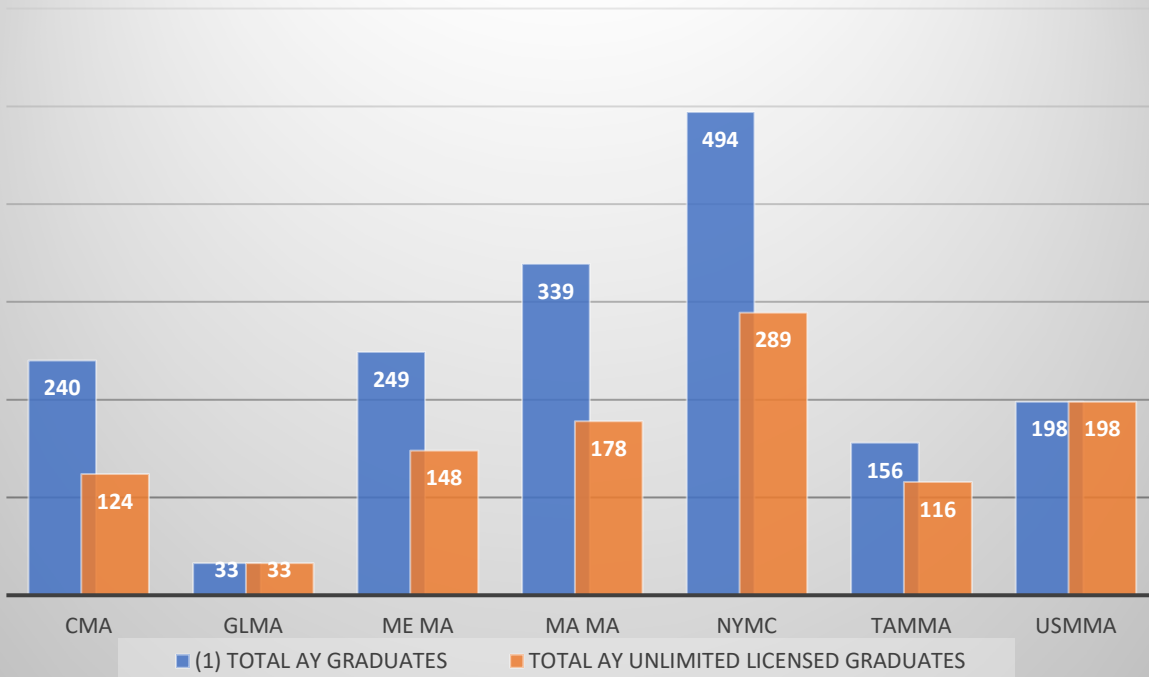
MARITIME ACADEMY	TOTAL STUDENTS ENROLLED	TOTAL STUDENTS ENROLLED IN THE LICENSE TRACK	%	(3) SMA STUDENTS RECEIVING SIP	(4) SMA GRADUATES WHO USED PARTIAL SIP FUNDING BUT DID NOT BECOME OBLIGATED	(5) SMA SIP GRADUATES WITH AN OBLIGATION
CMA	1017	590	58%	42	1	9
GLMA	200	200	100%	30	0	5
ME MA	1018	586	58%	48	4	9
MA MA	1688	701	42%	39	1	12
NYMC	1794	1185	66%	79	5	12
TAMMA	679	458	67%	40	3	6
TOTAL	6396	3720	58%	278	14	53
USMMA	954	954	100%	N/A	N/A	N/A
TOTAL	7350	4674	64%	N/A	N/A	N/A

***Notes:**

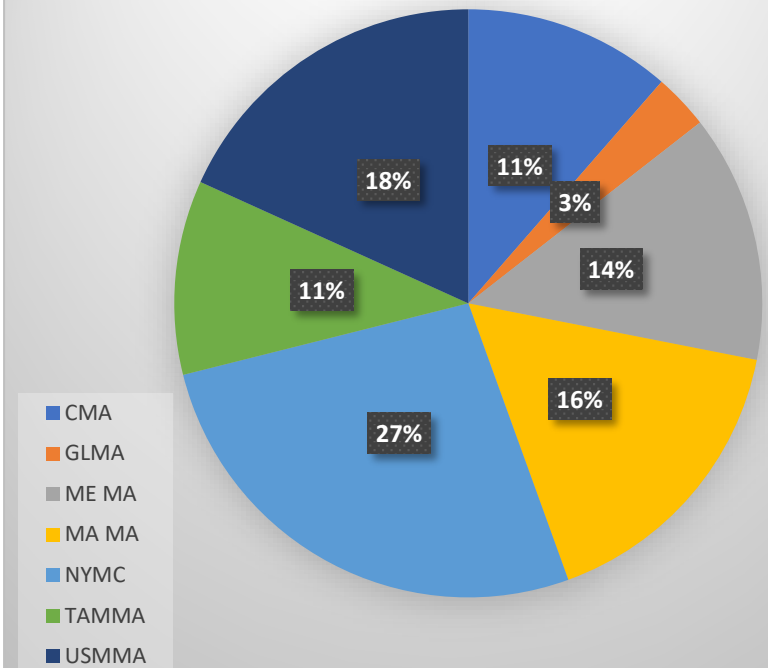
All sections excluding the three highlighted columns are as reported by the Institution.

MARITIME ADMINISTRATION
 OFFICE OF MARITIME EDUCATION AND TRAINING
 FISCAL YEAR 2022 PUBLICATION OF INFORMATION ABOUT STUDENTS AND RECENT GRADUATES OF MARITIME ACADEMIES

ACADEMIC YEAR 2017-18 US MARITIME ACADEMY GRADUATES TOTALS



AY 2017-18 US MARITIME ACADEMY UNLIMITED LICENSED GRADUATES



MARITIME ADMINISTRATION
OFFICE OF MARITIME EDUCATION AND TRAINING
FISCAL YEAR 2022 PUBLICATION OF INFORMATION ABOUT STUDENTS AND RECENT GRADUATES OF MARITIME ACADEMIES

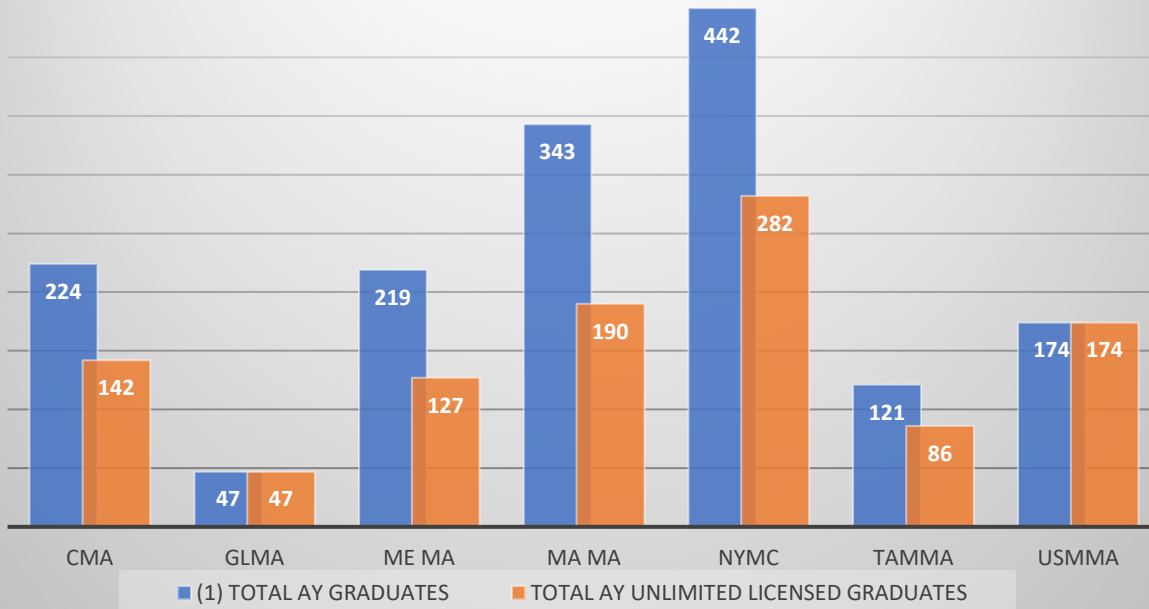
ACADEMIC YEAR 2016-2017									
U.S. MARITIME ACADEMIES GRADUATION DATA for ACADEMIC YEAR (AY) 2016-2017									
MARITIME ACADEMY	(1) TOTAL AY GRADUATES	TOTAL AY UNLIMITED LICENSED GRADUATES	%	(2) The Number of graduates who have become employed in, or whose status qualified under, each of the following categories:					
				(A) MARITIME AFLOAT	(B) MARITIME ASHORE	(C) ARMED FORCES	(D) NON-MARITIME	(E) GRADUATE STUDIES	(F) UNKNOWN
CMA	224	142	63%	68	22	1	44	1	6
GLMA	47	47	100%	47	*	*	*	*	0
ME MA	219	127	58%	50	11	6	15	2	43
MA MA	343	190	55%	29	13	5	4	0	139
NYMC	442	282	64%	115	75	20	61	11	0
TAMMA	121	86	71%	0	0	8	0	0	78
TOTAL	1396	874	63%	309	121	40	124	14	266
USMMA	174	174	100%	99	18	47	0	0	10
TOTAL	1570	1048	67%	408	139	87	124	14	276

U.S. MARITIME ACADEMIES GRADUATION DATA for ACADEMIC YEAR (AY) 2016-2017						
MARITIME ACADEMY	TOTAL STUDENTS ENROLLED	TOTAL STUDENTS ENROLLED IN THE LICENSE TRACK	%	(3) SMA STUDENTS RECEIVING SIP	(4) SMA GRADUATES WHO USED PARTIAL SIP FUNDING BUT DID NOT BECOME OBLIGATED	(5) SMA SIP GRADUATES WITH AN OBLIGATION
CMA	1050	614	58%	47	0	10
GLMA	202	202	100%	30	0	7
ME MA	1014	588	58%	41	5	6
MA MA	1677	807	48%	59	0	19
NYMC	1832	1207	66%	61	5	14
TAMMA	693	502	72%	40	1	5
TOTAL	6468	3920	61%	278	11	61
USMMA	904	904	100%	N/A	N/A	N/A
TOTAL	7372	4824	65%	N/A	N/A	N/A

***Notes:**
All sections excluding the three highlighted columns are as reported by the Institution.

MARITIME ADMINISTRATION
 OFFICE OF MARITIME EDUCATION AND TRAINING
 FISCAL YEAR 2022 PUBLICATION OF INFORMATION ABOUT STUDENTS AND RECENT GRADUATES OF MARITIME ACADEMIES

ACADEMIC YEAR 2016-17 US MARITIME ACADEMY GRADUATES TOTALS



AY 2016-17 US MARITIME ACADEMY UNLIMITED LICENSED GRADUATES

