

**U.S. Department of Transportation
Maritime Administration
United States-Flag Privately-Owned Merchant Fleet Report
Oceangoing, Self-Propelled Vessels of 1,000 Gross Tons and Above that Carry Cargo from Port to Port**

To provide any updates for this list, please e-mail DATA.MARAD@DOT.GOV

Coverage

This report contains a listing of oceangoing, self-propelled, privately-owned U.S.-flag vessels of 1,000 gross tons and above that carry cargo from port to port for commercial and government customers. New vessels are considered to have entered the fleet once they are "In Service."

Vessel Types

The vessel categories used for this report include the following types of vessels:

Tankers: Petroleum Tankers, Chemical Carriers, LNG Carriers, LNG/LPG Carriers, LPG Carriers.

Container: Fully Cellular Containerships

Dry Bulk: Bulk Vessels, Bulk Containerships, Cement Carriers, Wood Chip Carriers, Ore/Bulk/Oil Carriers, and Bulk/Oil Carriers.

Ro-Ro: Ro-Ro Vessels, Ro-Ro/Containerships, Vehicle Carriers.

General Cargo: General Cargo Carriers, Partial Containerships, Refrigerated Ships.

Capacities

Vessel capacities are expressed in gross tons (GT) and deadweight tons (DWT).

Gross Tonnage is volume of all ship's enclosed spaces (from keel to funnel) measured to the outside of the hull framing, calculated using the International Tonnage Convention.

Deadweight is the total weight (metric tons) of: Cargo, fuel, fresh water, stores and crew which a ship can carry when immersed to its load line.

Operator - Company responsible for the commercial decisions concerning the employment of a ship and therefore who decides how and where that asset is employed. The direct beneficiary of the profits from the operations of the ship, this company may also be responsible for purchasing decisions on bunkers and port services. A medium to long-term time or bareboat charterer is considered to be the operator of the ship. Companies heading operator pools are Operators of the ships in the pool.

MSP - Maritime Security Program

VISA - Voluntary Intermodal Sealift Agreement

VTA - *Voluntary Tanker Agreement

Jones Act Eligible - Vessels that are eligible to participate in domestic trade. Jones Act eligible vessels are built in the United States, owned by United States citizens and crewed by U.S. Mariners.

Militarily Useful Sealift Vessels

The following definition is based on the Joint Publication 4-01.2, Sealift Support to Joint Operations, Chairman of the Joint Chiefs of Staff, 22 June 2012.

These criteria are for planning purposes only. During execution any vessel offered for sealift may be considered.

General criteria - all active and inactive oceangoing ships within the following types and criteria and a minimum speed of 12 knots including:

A. Dry cargo - All dry cargo ships, including integrated tug/barges (ITB) with a minimum capacity of 2,000 deadweight tons (DWT) capable of carrying, without significant modification, any of the following cargoes: unit equipment, ammunition, or sustaining supplies. Examples of ship types included in this category are; containerships, breakbulk, Roll-on/Roll-off, and heavy lift vessels. Dry Bulk Carriers are generally not considered to be militarily useful.

B. Tankers - All tankers, including ITB and chemical carriers, capable of carrying refined petroleum, oils, and lubricants with a capacity range from 2,000 to 100,000 DWT.

C. Other specially selected vessels, including any vessel approved by the Department of Defense for participation in the Voluntary Intermodal Sealift Agreement (VISA) or Voluntary Tanker Agreement (VTA) programs.

Source

IHS Maritime, Sea-Web. www.sea-web.com

*The Voluntary Tanker Agreement (VTA) is currently being renewed.

**The number of vessels in VISA is updated to include the removal of 2 ships in March, not reflected in the ship lists from April-June.

U.S. Department of Transportation

Maritime Administration

United States Flag Privately-Owned Merchant Fleet Report

Oceangoing, Self-Propelled Vessels of 1,000 Gross Tons and Above that Carry Cargo from Port to Port

As of: December 6, 2022

Please send any updated information on the U.S.-Flag Fleet to DATA.MARAD@DOT.GOV

**See notes page for definition on Militarily Useful vessels*

| Count | |
|------------------------|-----|
| Total Ships | 179 |
| Jones Act Eligible | 92 |
| Non-Jones Act Eligible | 87 |

| IMO NUMBER | Vessel Name | Ship Type | Gross Tons | Deadweight Tons | Year of Build | Operator | MSP | VISA | VTA* | Jones Act Eligible | Militarily Useful |
|------------|--------------------|------------------|------------|-----------------|---------------|--------------------------------|-----|------|------|--------------------|-------------------|
| 9244661 | ALASKAN EXPLORER | Tanker | 110,693 | 193,049 | 2005 | Alaska Tanker Co LLC | N | N | N | Y | N |
| 9244659 | ALASKAN FRONTIER | Tanker | 110,693 | 193,049 | 2004 | Alaska Tanker Co LLC | N | N | N | Y | N |
| 9271432 | ALASKAN LEGEND | Tanker | 110,693 | 193,048 | 2006 | Alaska Tanker Co LLC | N | N | N | Y | N |
| 9244673 | ALASKAN NAVIGATOR | Tanker | 110,693 | 193,048 | 2005 | Alaska Tanker Co LLC | N | N | N | Y | N |
| 9303546 | ALLIANCE FAIRFAX | Ro-Ro | 59,705 | 19,670 | 2005 | Maersk Line, Limited | Y | Y | N | N | Y |
| 9332547 | ALLIANCE NORFOLK | Ro-Ro | 57,280 | 21,179 | 2007 | Farrell Lines Incorporated | Y | Y | N | N | Y |
| 9285500 | ALLIANCE ST. LOUIS | Ro-Ro | 57,280 | 21,081 | 2005 | Farrell Lines Incorporated | Y | Y | N | N | Y |
| 9759886 | AMERICAN ENDURANCE | Tanker | 29,801 | 49,828 | 2016 | American Petroleum Tankers LLC | N | N | N | Y | Y |
| 9759898 | AMERICAN FREEDOM | Tanker | 29,801 | 49,828 | 2017 | Crowley Petroleum Services Inc | N | N | N | Y | Y |
| 9763851 | AMERICAN LIBERTY | Tanker | 29,801 | 49,828 | 2017 | American Petroleum Tankers X | N | N | N | Y | Y |
| 9564578 | AMERICAN PHOENIX | Tanker | 30,718 | 49,035 | 2012 | Seabulk Tankers Inc | N | N | N | Y | Y |
| 9763863 | AMERICAN PRIDE | Tanker | 29,801 | 49,828 | 2017 | Crowley Petroleum Service Inc | N | N | N | Y | Y |
| 9239874 | APL GULF EXPRESS | Containership | 16,916 | 20,944 | 2002 | APL Marine Services, Ltd. | Y | Y | N | N | Y |
| 9505039 | ARC COMMITMENT | Vehicles Carrier | 74,255 | 31,143 | 2011 | ARC Commitment Trust | Y | Y | N | N | Y |
| 9375264 | ARC DEFENDER | Vehicles Carrier | 61,328 | 22,144 | 2008 | American Roll-on Roll-off | Y | Y | N | N | Y |
| 9332925 | ARC INDEPENDENCE | Vehicles Carrier | 71,583 | 30,200 | 2007 | American Roll-on Roll-off | Y | Y | N | N | Y |
| 9332949 | ARC INTEGRITY | Vehicles Carrier | 71,583 | 30,386 | 2008 | American Roll-on Roll-off | Y | Y | N | N | Y |
| 9316141 | ARC RESOLVE | Vehicles Carrier | 60,942 | 22,564 | 2006 | American Roll-on Roll-off | Y | Y | N | N | Y |
| 9698018 | BAY STATE | Tanker | 29,923 | 49,130 | 2016 | American Petroleum Tankers LLC | N | N | N | Y | Y |
| 9144926 | BRENTON REEF | Tanker | 30,770 | 45,656 | 1999 | Seabulk Tankers Inc | N | N | N | Y | Y |
| 9642095 | CALIFORNIA | Tanker | 62,318 | 114,756 | 2015 | Crowley Alaska Tankers LLC | N | N | N | Y | N |
| 9710206 | CALIFORNIA VOYAGER | Tanker | 29,923 | 49,160 | 2016 | Chevron Shipping Co LLC | N | N | N | Y | Y |
| 9126297 | CAPE ARUNDEL | Vehicles Carrier | 49,814 | 19,844 | 1996 | American Roll-on Roll-off | N | Y | N | N | Y |
| 9129706 | CAPE CORTES | Vehicles Carrier | 49,821 | 19,884 | 1997 | American Roll-on Roll-off | N | Y | N | N | Y |
| 9123037 | CAPT DAVID I LYON | Containership | 16,856 | 22,878 | 1996 | Sealift Inc | N | Y | N | N | Y |
| 9436070 | CMA CGM DAKAR | Containership | 18,485 | 23,695 | 2010 | APL Marine Services, Ltd. | Y | Y | N | N | Y |
| 9360142 | CMA CGM HERODOTE | Containership | 17,594 | 21,257 | 2007 | APL Marine Services, Ltd. | Y | Y | N | N | Y |
| 9010498 | COASTAL NAVIGATOR | General Cargo | 1,904 | 1,500 | 1991 | Coastal Transportation Inc | N | N | N | Y | N |
| 8213249 | COASTAL NOMAD | General Cargo | 1,920 | 1,200 | 1983 | Coastal Transportation Inc | N | N | N | Y | N |
| 8855463 | COASTAL PROGRESS | General Cargo | 1,920 | 2,133 | 1988 | Coastal Transportation Inc | N | N | N | Y | N |
| 9782493 | COASTAL STANDARD | General Cargo | 2,451 | 2,565 | 2016 | Coastal Transportation Inc | N | N | N | Y | Y |
| 5408491 | COASTAL TRADER | General Cargo | 1,823 | 1,825 | 1963 | Coastal Transportation Inc | N | N | N | Y | N |
| 9349502 | COLORADO EXPRESS | Containership | 75,579 | 85,614 | 2008 | Hapag-Lloyd USA, LLC | Y | Y | N | N | Y |
| 9719056 | DANIEL K. INOUIE | Containership | 48,409 | 51,400 | 2018 | Matson Navigation Co Inc | N | Y | N | Y | Y |
| 9349514 | DELAWARE EXPRESS | Containership | 75,579 | 85,517 | 1981 | Hapag-Lloyd USA, LLC | Y | Y | N | N | Y |
| 9010486 | EASTERN WIND | General Cargo | 1,495 | 1,500 | 1990 | Trident Seafoods Corp | N | N | N | Y | N |
| 9721968 | EL COQUI | Containership | 37,462 | 26,410 | 2018 | Crowley Liner Services Inc | N | Y | N | Y | Y |
| 9408126 | EMPIRE STATE | Tanker | 29,527 | 48,635 | 2010 | Crowley Petroleum Service Inc | N | N | N | Y | Y |

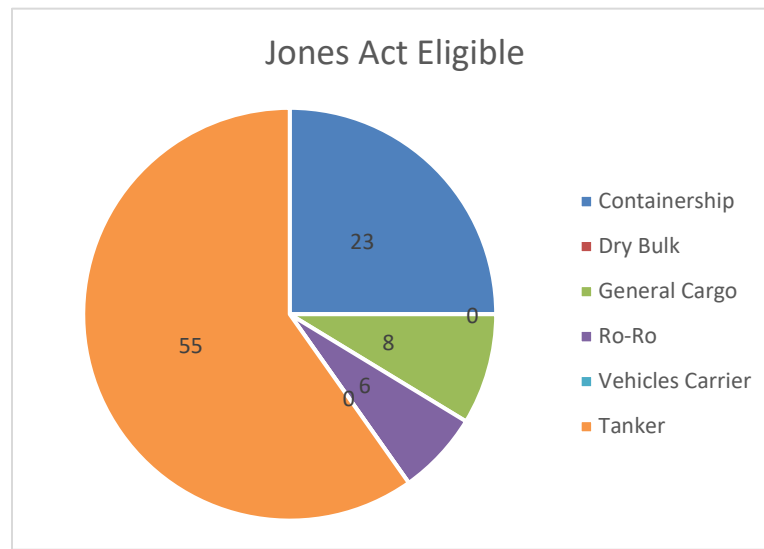
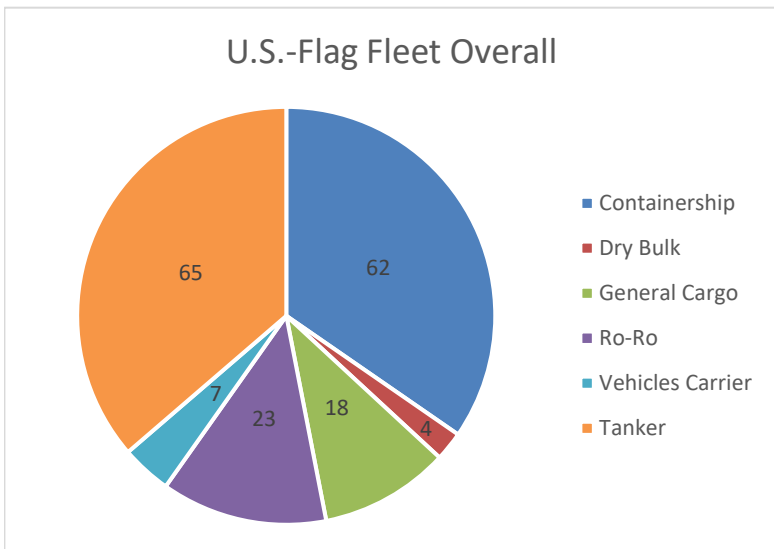
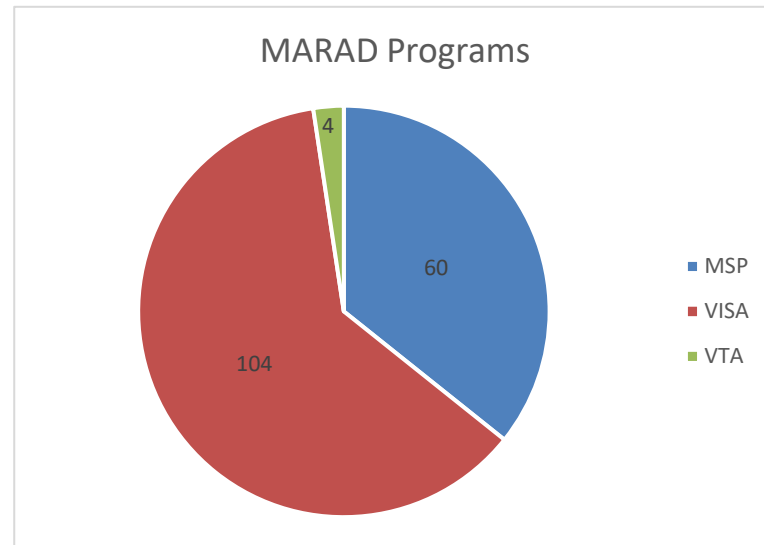
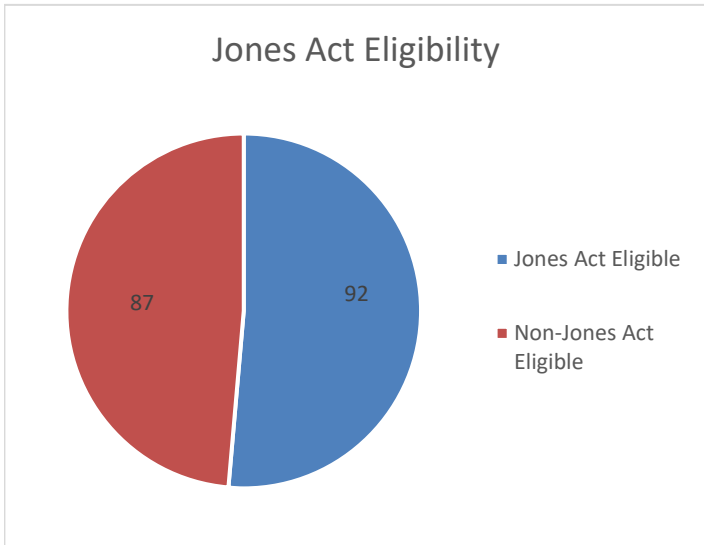
| | | | | | | | | | | | |
|---------|--------------------|---------------|--------|--------|------|--------------------------------|---|---|---|---|---|
| 9121273 | ENDURANCE | Ro-Ro | 72,708 | 48,988 | 1996 | Fidelio Limited Partnership | Y | Y | N | N | Y |
| 9408138 | EVERGREEN STATE | Tanker | 29,606 | 48,641 | 2010 | Crowley Petroleum Service Inc | N | N | N | Y | Y |
| 9568469 | FLORIDA | Tanker | 29,242 | 46,696 | 2013 | Crowley Petroleum Service Inc | N | N | N | Y | Y |
| 9118630 | FLORIDA VOYAGER | Tanker | 30,415 | 46,094 | 1998 | Chevron Shipping Co LLC | N | N | N | Y | Y |
| 9698006 | GARDEN STATE | Tanker | 29,923 | 49,172 | 2016 | American Petroleum Tankers LLC | N | N | N | Y | Y |
| 9837092 | GEORGE III | Containership | 45,645 | 43,527 | 2022 | Pasha Hawaii Holdings LLC | N | Y | N | Y | Y |
| 7710733 | GEYSIR | General Cargo | 2,266 | 2,000 | 1980 | Marco Marine LLC | N | N | N | Y | Y |
| 9407562 | GOLDEN STATE | Tanker | 29,527 | 48,632 | 2009 | Crowley Petroleum Service Inc | N | N | N | Y | Y |
| 9339818 | GREEN BAY | Ro-Ro | 59,250 | 18,312 | 2007 | Waterman Transport, Inc. | Y | Y | N | N | Y |
| 9181560 | GREEN COVE | Ro-Ro | 57,566 | 22,747 | 1999 | Waterman Transport, Inc. | Y | Y | N | N | Y |
| 9158288 | GREEN LAKE | Ro-Ro | 57,623 | 22,799 | 1998 | Waterman Transport, Inc. | Y | Y | N | N | Y |
| 9177428 | GREEN RIDGE | Ro-Ro | 57,449 | 21,523 | 1998 | Waterman Transport, Inc. | Y | Y | N | N | Y |
| 9561148 | HAINA PATRIOT | Tanker | 4,047 | 6,765 | 2011 | Haina Patriot LLC | N | N | N | N | N |
| 7617905 | HORIZON ENTERPRISE | Containership | 28,219 | 31,423 | 1980 | Pasha Hawaii Holdings LLC | N | Y | N | Y | Y |
| 7617890 | HORIZON PACIFIC | Containership | 28,219 | 31,213 | 1979 | Pasha Hawaii Holdings LLC | N | Y | N | Y | Y |
| 7729459 | HORIZON SPIRIT | Containership | 34,077 | 46,154 | 1980 | Pasha Hawaii Holdings LLC | N | Y | N | Y | Y |
| 9349564 | HUDSON EXPRESS | Containership | 75,579 | 85,326 | 2008 | Hapag-Lloyd USA, LLC | Y | Y | N | N | Y |
| 9710191 | INDEPENDENCE | Tanker | 29,923 | 49,181 | 2016 | Seabulk Tankers Inc | N | N | N | Y | Y |
| 9680841 | ISLA BELLA | Containership | 36,751 | 33,106 | 2015 | TOTE Puerto Rico | N | Y | N | Y | Y |
| 9233167 | JEAN ANNE | Ro-Ro | 37,548 | 12,561 | 2005 | Pasha Hawaii Holdings LLC | N | Y | N | Y | Y |
| 9719068 | KAIMANA HILA | Containership | 48,409 | 51,400 | 2019 | Matson Navigation Co Inc | N | Y | N | Y | Y |
| 9232979 | KAMOKUIKI | Containership | 6,368 | 8,627 | 2000 | Matson Navigation Co Inc | N | Y | N | N | Y |
| 9310109 | LIBERTY | Ro-Ro | 61,321 | 19,628 | 2006 | Fidelio Limited Partnership | Y | Y | N | N | Y |
| 9278753 | LIBERTY EAGLE | Dry Bulk | 28,762 | 51,812 | 2004 | Liberty Maritime Corp | N | Y | N | N | N |
| 9228136 | LIBERTY GLORY | Dry Bulk | 28,836 | 50,601 | 2001 | Liberty Maritime Corp | N | Y | N | N | N |
| 9228148 | LIBERTY GRACE | Dry Bulk | 28,836 | 50,601 | 2001 | Liberty Maritime Corp | N | Y | N | N | N |
| 9777888 | LIBERTY PASSION | Ro-Ro | 58,107 | 20,352 | 2017 | Liberty Global Logistics LLC | Y | Y | N | N | Y |
| 9777890 | LIBERTY PEACE | Ro-Ro | 58,107 | 20,397 | 2017 | Liberty Global Logistics LLC | N | Y | N | N | Y |
| 9448114 | LIBERTY PRIDE | Ro-Ro | 57,030 | 21,233 | 2009 | Liberty Global Logistics LLC | Y | Y | N | N | Y |
| 9448425 | LIBERTY PROMISE | Ro-Ro | 57,030 | 21,359 | 2010 | Liberty Global Logistics LLC | Y | Y | N | N | Y |
| 9697985 | LONE STAR STATE | Tanker | 29,923 | 49,151 | 2015 | American Petroleum Tankers LLC | N | N | N | Y | Y |
| 9704790 | LOUISIANA | Tanker | 29,801 | 49,828 | 2016 | Crowley Petroleum Service Inc | N | N | N | Y | Y |
| 9215660 | LTC JOHN U.D. PAGE | Containership | 40,085 | 51,101 | 2001 | Sealift Inc | N | Y | N | N | Y |
| 9814600 | LURLINE | Containership | 59,522 | 44,200 | 2019 | Matson Navigation Co Inc | N | Y | N | Y | Y |
| 9348649 | MAERSK ATLANTA | Containership | 74,642 | 84,705 | 2006 | Maersk Line, Limited | Y | Y | N | N | Y |
| 9332975 | MAERSK CHICAGO | Containership | 74,642 | 84,775 | 2007 | Maersk Line, Limited | Y | Y | N | N | Y |
| 9332987 | MAERSK COLUMBUS | Containership | 74,642 | 84,704 | 2007 | Maersk Line, Limited | Y | Y | N | N | Y |
| 9332999 | MAERSK DENVER | Containership | 74,642 | 84,771 | 2007 | Maersk Line, Limited | Y | Y | N | N | Y |
| 9333034 | MAERSK DETROIT | Containership | 74,642 | 84,626 | 2008 | Maersk Line, Limited | Y | Y | N | N | Y |
| 9299044 | MAERSK DURBAN | Containership | 25,406 | 33,750 | 2005 | Maersk Line, Limited | Y | Y | N | N | Y |
| 9333008 | MAERSK HARTFORD | Containership | 74,642 | 84,783 | 2007 | Maersk Line, Limited | Y | Y | N | N | Y |
| 9298686 | MAERSK IOWA | Containership | 50,686 | 61,454 | 2006 | Farrell Lines Incorporated | Y | Y | N | N | Y |
| 9311701 | MAERSK KANSAS | Containership | 50,686 | 61,447 | 2007 | Maersk Line Ltd-USA | Y | Y | N | N | Y |
| 9333010 | MAERSK KENSINGTON | Containership | 74,642 | 84,688 | 2007 | Maersk Line, Limited | Y | Y | N | N | Y |
| 9333022 | MAERSK KINLOSS | Containership | 74,642 | 84,835 | 2008 | Maersk Line, Limited | Y | Y | N | N | Y |
| 9255244 | MAERSK MICHIGAN | Tanker | 28,517 | 47,047 | 2003 | Maersk Line, Limited | N | N | Y | N | Y |
| 9573658 | MAERSK MISAKI | Tanker | 28,777 | 47,980 | 2011 | Maersk Tanker MR K/S | N | N | N | N | Y |
| 9305312 | MAERSK MONTANA | Containership | 50,686 | 61,499 | 2006 | Farrell Lines Incorporated | Y | Y | N | N | Y |
| 9298698 | MAERSK OHIO | Containership | 50,686 | 61,454 | 2006 | Farrell Lines Incorporated | Y | Y | N | N | Y |

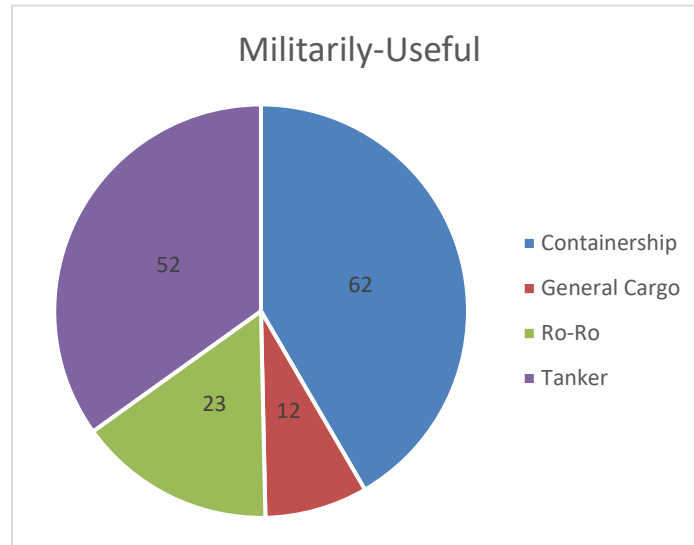
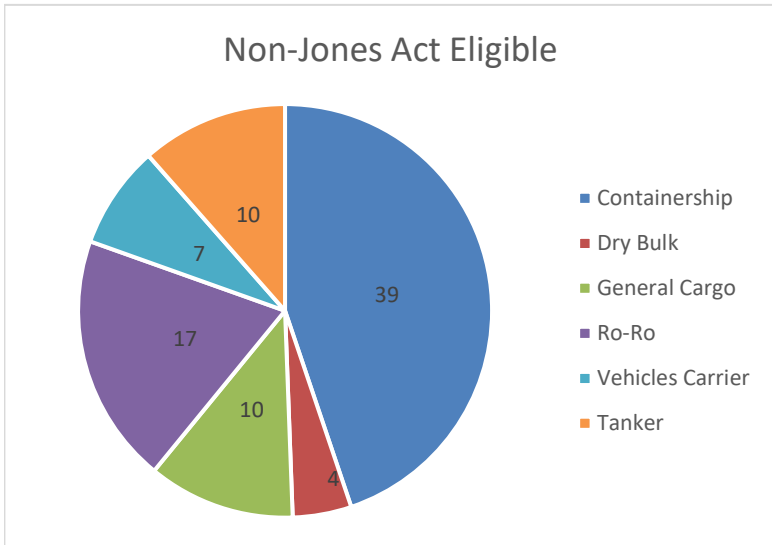
| | | | | | | | | | | | |
|---------|-------------------------|---------------|--------|--------|------|--------------------------------|---|---|---|---|---|
| 9278492 | MAERSK PEARY | Tanker | 25,487 | 38,177 | 2004 | Maersk Line Ltd-USA | N | N | Y | N | Y |
| 9342176 | MAERSK PITTSBURGH | Containership | 74,642 | 84,688 | 2008 | Maersk Line, Limited | Y | Y | N | N | Y |
| 9289207 | MAERSK SARATOGA | Containership | 24,488 | 28,844 | 2004 | Maersk Line, Limited | Y | Y | N | N | Y |
| 9315197 | MAERSK SELETAR | Containership | 80,503 | 87,545 | 2007 | Maersk Line, Limited | Y | Y | N | N | Y |
| 9315202 | MAERSK SENTOSA | Containership | 80,503 | 87,618 | 2007 | Maersk Line, Limited | Y | Y | N | N | Y |
| 9314210 | MAERSK TENNESSEE | Containership | 50,686 | 61,433 | 2007 | Maersk Line, Limited | Y | Y | N | N | Y |
| 9289192 | MAERSK YORKTOWN | Containership | 24,488 | 28,897 | 2004 | Maersk Line, Limited | Y | Y | N | N | Y |
| 9697997 | MAGNOLIA STATE | Tanker | 29,923 | 49,076 | 2016 | American Petroleum Tankers LLC | N | N | N | Y | Y |
| 7907996 | MAHIMAHI | Containership | 41,036 | 30,825 | 1983 | Matson Navigation Co Inc | N | Y | N | Y | Y |
| 8320559 | MAJOR BERNARD F. FISHER | Ro-Ro | 34,318 | 24,500 | 1985 | Sealift Inc | N | Y | N | N | Y |
| 9210309 | MAJOR RICHARD WINTERS | General Cargo | 6,170 | 7,725 | 2000 | Sealift Inc | N | Y | N | N | Y |
| 7907984 | MANOA | Containership | 41,036 | 30,825 | 1982 | Matson Navigation Co Inc | N | Y | N | Y | Y |
| 9244130 | MANUKAI | Containership | 32,575 | 38,261 | 2003 | Matson Navigation Co Inc | N | Y | N | Y | Y |
| 9273674 | MANULANI | Containership | 32,575 | 38,261 | 2005 | Matson Navigation Co Inc | N | Y | N | Y | Y |
| 9619684 | MARJORIE C | Ro-Ro | 47,279 | 24,750 | 2015 | Pasha Hawaii Holdings LLC | N | Y | N | Y | Y |
| 8419142 | MATSON ANCHORAGE | Containership | 20,965 | 21,282 | 1987 | Matson Navigation Co Inc | N | Y | N | Y | Y |
| 8419166 | MATSON KODIAK | Containership | 20,965 | 20,668 | 1987 | Matson Navigation Co Inc | N | Y | N | Y | Y |
| 8419154 | MATSON TACOMA | Containership | 20,965 | 20,668 | 1987 | Matson Navigation Co Inc | N | Y | N | Y | Y |
| 9814612 | MATSONIA | Containership | 59,522 | 44,200 | 2020 | Matson Navigation Co Inc | N | Y | N | Y | Y |
| 9273686 | MAUNALEI | Containership | 25,324 | 34,026 | 2006 | Matson Navigation Co Inc | N | Y | N | Y | Y |
| 9268538 | MAUNAWILI | Containership | 32,575 | 38,261 | 2004 | Matson Navigation Co Inc | N | Y | N | Y | Y |
| 9232278 | MIDNIGHT SUN | Ro-Ro | 65,314 | 22,437 | 2003 | TOTE Maritime Alaska Inc | N | Y | N | Y | Y |
| 9131369 | MISSISSIPPI VOYAGER | Tanker | 30,415 | 46,069 | 1998 | Chevron Shipping Co LLC | N | N | N | Y | Y |
| 9349552 | MISSOURI EXPRESS | Containership | 75,579 | 85,384 | 2008 | Hapag-Lloyd USA, LLC | Y | Y | N | N | Y |
| 7908005 | MOKIHANA | Ro-Ro | 57,379 | 30,652 | 1983 | Matson Navigation Co Inc | N | Y | N | Y | Y |
| 8302246 | NATIONAL GLORY | Containership | 11,652 | 12,418 | 1988 | National Shipping of America | N | Y | N | Y | Y |
| 9232280 | NORTH STAR | Ro-Ro | 65,314 | 22,437 | 2003 | TOTE Maritime Alaska Inc | N | Y | N | Y | Y |
| 9506722 | OCEAN FREEDOM | General Cargo | 12,810 | 14,359 | 2010 | Fidelio Limited Partnership | Y | Y | N | N | Y |
| 9437335 | OCEAN GIANT | General Cargo | 15,549 | 17,590 | 2012 | Waterman Steamship Corporation | Y | Y | N | N | Y |
| 9418987 | OCEAN GLADIATOR | General Cargo | 15,549 | 17,704 | 2010 | Ocean Gladiator Shipping Trust | Y | Y | N | N | Y |
| 9681833 | OCEAN GLORY | General Cargo | 18,410 | 19,410 | 2015 | Patriot Shipping LLC | Y | Y | N | N | Y |
| 9681821 | OCEAN GRAND | General Cargo | 18,410 | 19,436 | 2015 | Patriot Shipping LLC | Y | Y | N | N | Y |
| 9509970 | OCEAN JAZZ | General Cargo | 17,538 | 10,662 | 2010 | Intermarine LLC | N | Y | N | N | Y |
| 9457218 | OCEAN TRADER | Ro-Ro | 29,429 | 11,325 | 2011 | Military Sealift Command | N | N | N | N | Y |
| 9704776 | OHIO | Tanker | 29,801 | 49,828 | 2015 | Crowley Petroleum Service Inc | N | N | N | Y | Y |
| 9118628 | OREGON | Tanker | 30,415 | 46,103 | 1997 | Crowley Petroleum Services Inc | N | N | N | Y | Y |
| 9353591 | OVERSEAS ANACORTES | Tanker | 29,242 | 46,666 | 2010 | Overseas Shipholding Group | N | N | N | Y | Y |
| 9353565 | OVERSEAS BOSTON | Tanker | 29,242 | 46,802 | 2009 | OSG Ship Management Inc | N | N | N | Y | Y |
| 9475935 | OVERSEAS CASCADE | Tanker | 29,234 | 46,287 | 2009 | OSG Ship Management Inc | N | N | N | Y | Y |
| 9432218 | OVERSEAS CHINOOK | Tanker | 29,234 | 46,666 | 2010 | Overseas Shipholding Group | N | N | N | Y | Y |
| 9351062 | OVERSEAS HOUSTON | Tanker | 29,242 | 46,814 | 2007 | Overseas Shipholding Group | N | N | N | Y | Y |
| 9144914 | OVERSEAS KEY WEST | Tanker | 30,770 | 45,671 | 1999 | OSG Ship Management Inc | N | N | N | Y | Y |
| 9353527 | OVERSEAS LONG BEACH | Tanker | 29,242 | 46,911 | 2007 | OSG Ship Management Inc | N | N | N | Y | Y |
| 9353539 | OVERSEAS LOS ANGELES | Tanker | 29,242 | 46,817 | 2007 | OSG Ship Management Inc | N | N | N | Y | Y |
| 9353589 | OVERSEAS MARTINEZ | Tanker | 29,242 | 46,653 | 2010 | OSG Ship Management Inc | N | N | N | Y | Y |
| 9435894 | OVERSEAS MYKONOS | Tanker | 29,433 | 51,711 | 2010 | Mykonos Tanker LLC | Y | N | Y | N | Y |
| 9353541 | OVERSEAS NEW YORK | Tanker | 29,242 | 46,810 | 2008 | OSG Ship Management Inc | N | N | N | Y | Y |
| 9353577 | OVERSEAS NIKISKI | Tanker | 29,242 | 46,666 | 2009 | OSG Ship Management Inc | N | N | N | Y | Y |
| 9435909 | OVERSEAS SANTORINI | Tanker | 29,433 | 51,711 | 2010 | Santorini Tanker LLC | Y | N | Y | N | Y |

| | | | | | | | | | | | |
|---------|-------------------------|---------------|--------|---------|------|---------------------------------------|---|---|---|---|---|
| 9353606 | OVERSEAS TAMPA | Tanker | 29,242 | 46,666 | 2011 | OSG Ship Management Inc | N | N | N | Y | Y |
| 9353553 | OVERSEAS TEXAS CITY | Tanker | 29,242 | 46,817 | 2008 | OSG Ship Management Inc | N | N | N | Y | Y |
| 9316139 | PATRIOT | Ro-Ro | 60,979 | 22,564 | 2006 | Fidelio Limited Partnership | Y | Y | N | N | Y |
| 9408102 | PELICAN STATE | Tanker | 29,527 | 48,598 | 2009 | Crowley Petroleum Service Inc | N | N | N | Y | Y |
| 9486958 | PENNSYLVANIA | Tanker | 29,242 | 45,760 | 2012 | Crowley Petroleum Service Inc | N | N | N | Y | Y |
| 9680853 | PERLA DEL CARIBE | Containership | 36,912 | 33,127 | 2016 | TOTE Maritime Alaska Inc | N | Y | N | Y | Y |
| 9809564 | POHANG PIONEER | Tanker | 5,422 | 6,510 | 2018 | Crowley Petroleum Service Inc | N | N | N | N | Y |
| 9244063 | POLAR ADVENTURE | Tanker | 85,387 | 141,740 | 2004 | Polar Tankers Inc | N | N | N | Y | N |
| 9206114 | POLAR DISCOVERY | Tanker | 85,387 | 141,740 | 2003 | Polar Tankers Inc | N | N | N | Y | N |
| 9193551 | POLAR ENDEAVOUR | Tanker | 85,387 | 141,740 | 2001 | Polar Tankers Inc | N | N | N | Y | N |
| 9250660 | POLAR ENTERPRISE | Tanker | 85,387 | 141,740 | 2006 | Polar Tankers Inc | N | N | N | Y | N |
| 9193563 | POLAR RESOLUTION | Tanker | 85,387 | 141,740 | 2002 | Polar Tankers Inc | N | N | N | Y | N |
| 9349526 | POTOMAC EXPRESS | Containership | 75,579 | 85,384 | 2008 | Wilmington Trust Co | Y | Y | N | N | Y |
| 9526502 | PRESIDENT CLEVELAND | Containership | 75,015 | 84,155 | 2012 | APL Marine Services, Ltd. | Y | Y | N | N | Y |
| 9295220 | PRESIDENT EISENHOWER | Containership | 82,794 | 93,558 | 2005 | APL Marine Services, Ltd. | Y | Y | N | N | Y |
| 9400069 | PRESIDENT FD ROOSEVELT | Containership | 75,752 | 81,002 | 2010 | APL Marine Services, Ltd. | Y | Y | N | N | Y |
| 9295218 | PRESIDENT KENNEDY | Containership | 82,794 | 93,594 | 2005 | APL Marine Services, Ltd. | Y | Y | N | N | Y |
| 9538658 | PRESIDENT TRUMAN | Containership | 75,015 | 84,153 | 2014 | APL Marine Services, Ltd. | Y | Y | N | N | Y |
| 9218686 | PRESIDENT WILSON | Containership | 65,792 | 67,987 | 2002 | APL Marine Services, Ltd. | Y | Y | N | N | Y |
| 9002037 | R. J. PFEIFFER | Containership | 32,664 | 28,555 | 1992 | Matson Navigation Co Inc | N | Y | N | Y | Y |
| 9080297 | RESOLVE | Ro-Ro | 49,443 | 13,548 | 1994 | Fidelio Limited Partnership | N | Y | N | N | Y |
| 9198501 | ROCKETSHIP | Ro-Ro | 8,679 | 3,950 | 2000 | Foss Maritime Co | N | Y | N | Y | Y |
| 9356074 | SAFMARINE NGAMI | Containership | 25,904 | 35,119 | 2008 | Maersk Line, Limited | Y | Y | N | N | Y |
| 9322009 | SAGAMORE | Containership | 16,803 | 22,749 | 2008 | Sealift Inc | N | Y | N | N | Y |
| 7517698 | SEA TRADER | General Cargo | 3,485 | 1,496 | 1976 | Trident Seafoods Corp | N | N | N | Y | N |
| 9131371 | SEABULK ARCTIC | Tanker | 30,415 | 46,103 | 1998 | Seabulk Tankers Inc | N | N | N | Y | Y |
| 7816551 | SEABULK CHALLENGE | Tanker | 29,823 | 49,636 | 1981 | Seabulk Tankers Inc | N | N | N | Y | Y |
| 9222352 | SLNC CORSICA | General Cargo | 5,548 | 6,404 | 2001 | Schuyler Line Navigation Co | N | Y | N | N | Y |
| 9448334 | SLNC GOODWILL | Tanker | 30,241 | 50,326 | 2009 | Schuyler Line Navigation Company, LLC | N | N | N | N | Y |
| 9418975 | SLNC MAGOTHY | General Cargo | 15,549 | 17,478 | 2010 | Schuyler Line Navigation Co | N | Y | N | N | Y |
| 9383663 | SLNC PAX | Tanker | 5,720 | 7,985 | 2008 | Military Sealift Command | N | N | N | N | Y |
| 9629988 | SLNC SEVERN | Dry Bulk | 33,729 | 57888 | 2017 | Schuyler Line Navigation Co | N | N | N | N | N |
| 9538907 | SLNC YORK | General Cargo | 12,679 | 9,503 | 2010 | Argent Marine Operations, Inc. | Y | Y | N | N | Y |
| 9215696 | SSG EDWARD A. CARTER JR | Containership | 40,085 | 51,087 | 2001 | Sealift Inc | N | Y | N | N | Y |
| 9390032 | STENA POLARIS | Tanker | 36,210 | 64,917 | 2010 | Stena Bulk AB | N | N | N | N | Y |
| 9077044 | SULPHUR ENTERPRISE | Tanker | 16,771 | 21,649 | 1994 | Savage Marine Management Co | N | N | N | Y | N |
| 9408114 | SUNSHINE STATE | Tanker | 29,527 | 48,633 | 2009 | Crowley Petroleum Service Inc | N | N | N | Y | Y |
| 9721970 | TAINO | Containership | 37,462 | 26,306 | 2018 | Crowley Liner Services Inc | N | Y | N | Y | Y |
| 9704788 | TEXAS | Tanker | 29,801 | 49,827 | 2015 | Crowley Petroleum Service Inc | N | N | N | Y | Y |
| 9719886 | TEXAS VOYAGER | Tanker | 29,923 | 49,382 | 2017 | Chevron Shipping Co LLC | N | N | N | Y | Y |
| 9747584 | UTAH VOYAGER | Tanker | 29,923 | 49,045 | 2017 | CITGO Petroleum Corp | N | N | N | Y | Y |
| 9642083 | WASHINGTON | Tanker | 62,318 | 114,814 | 2014 | Crowley Alaska Tankers LLC | N | N | N | Y | N |
| 9704805 | WEST VIRGINIA | Tanker | 29,801 | 49,828 | 2016 | Crowley Petroleum Service Inc | N | N | N | Y | Y |

Consolidated Fleet Summary and Change List
 United States Flag Privately-Owned Merchant Fleet
 Oceangoing, Self-Propelled Vessels of 1,000 Gross Tons and Above that Carry Cargo from Port to Port

| | | | | MARAD Programs | | | |
|--------------------------------|---------------------|------------------|------------------|--|---------------------|------------------|------------------|
| Type | # of Vessels | GT | DWT | Program | # of Vessels | GT | DWT |
| Jones Act Eligible | 92 | 3,401,451 | 4,702,092 | MSP | 60 | 3,327,165 | 2,998,998 |
| Non-Jones Act Eligible | 87 | 4,060,362 | 3,797,319 | VISA | 104 | 4,762,596 | 4,143,906 |
| Total U.S.-Flag Fleet | 179 | 7,461,813 | 8,499,411 | VTA | 4 | 112,870 | 188,646 |
| U.S.-Flag Fleet Overall | | | | Jones Act Eligible | | | |
| Ship Type | # of Vessels | GT | DWT | Ship Type | # of Vessels | GT | DWT |
| Containership | 62 | 3,007,690 | 3,302,163 | Containership | 23 | 812,941 | 776,516 |
| Dry Bulk | 4 | 120,163 | 210,902 | Dry Bulk | 0 | 0 | 0 |
| General Cargo | 18 | 155,476 | 154,490 | General Cargo | 8 | 17,264 | 14,219 |
| Ro-Ro | 23 | 1,226,138 | 487,992 | Ro-Ro | 6 | 281,513 | 116,787 |
| Vehicles Carrier | 7 | 439,326 | 176,165 | Vehicles Carrier | 0 | 0 | 0 |
| Tanker | 65 | 2,513,020 | 4,167,699 | Tanker | 55 | 2,289,733 | 3,794,570 |
| Total U.S.-Flag Fleet | 179 | 7,461,813 | 8,499,411 | Total Jones Act Eligible | 92 | 3,401,451 | 4,702,092 |
| Non-Jones Act Eligible | | | | Militarily-Useful | | | |
| Ship Type | # of Vessels | GT | DWT | Ship Type | # of Vessels | GT | DWT |
| Containership | 39 | 2,194,749 | 2,525,647 | Containership | 62 | 3,007,690 | 3,302,163 |
| Dry Bulk | 4 | 120,163 | 210,902 | General Cargo | 12 | 142,929 | 144,836 |
| General Cargo | 10 | 138,212 | 140,271 | Ro-Ro | 23 | 1,226,138 | 487,992 |
| Ro-Ro | 17 | 944,625 | 371,205 | Tanker | 52 | 1,497,859 | 2,428,821 |
| Vehicles Carrier | 7 | 439,326 | 176,165 | Vehicles Carrier | 7 | 439,326 | 176,165 |
| Tanker | 10 | 223,287 | 373,129 | Militarily Useful | 156 | 6,313,942 | 6,539,977 |
| Non-Jones Act Eligible | 87 | 4,060,362 | 3,797,319 | | | | |
| | | | | GT – Gross Tons DWT – Deadweight Tons MSP – Maritime Security Program VISA – Voluntary Intermodal Sealift Agreement VTA – Voluntary Tanker Agreement | | | |





Consolidated Changes September 2022

Oceangoing, Self-Propelled Vessels of 1,000 Gross Tons and Above that Carry Cargo from Port to Port

| MARAD Programs | | | | | | | |
|-------------------------------|----------------------|-----------------------|---------------|--|----------------------|-----------------------|---------------|
| Type | Current Month | Previous Month | Change | Program | Current Month | Previous Month | Change |
| Jones Act Eligible | 92 | 92 | 0 | MSP | 60 | 60 | 0 |
| Non-Jones Act Eligible | 87 | 87 | 0 | VISA** | 102 | 102 | 0 |
| Total U.S.-Flag Fleet | 179 | 179 | 0 | VTA | 4 | 4 | 0 |
| Ship Type | Current Month | Previous Month | Change | Ship Type | Current Month | Previous Month | Change |
| Containership | 62 | 62 | 0 | Containership | 23 | 23 | 0 |
| Dry Bulk | 4 | 4 | 0 | Dry Bulk | 0 | 0 | 0 |
| General Cargo | 18 | 18 | 0 | General Cargo | 8 | 8 | 0 |
| Ro-Ro | 23 | 23 | 0 | Ro-Ro | 6 | 6 | 0 |
| Vehicles Carrier | 7 | 7 | 0 | Vehicles Carrier | 0 | 0 | 0 |
| Tanker | 65 | 65 | 0 | Tanker | 55 | 55 | 0 |
| Total U.S.-Flag Fleet | 179 | 179 | 0 | Total Jones Act Eligible | 92 | 92 | 0 |
| Ship Type | Current Month | Previous Month | Change | Ship Type | Current Month | Previous Month | Change |
| Containership | 39 | 39 | 0 | Containership | 62 | 62 | 0 |
| Dry Bulk | 4 | 4 | 0 | General Cargo | 12 | 12 | 0 |
| General Cargo | 10 | 10 | 0 | Ro-Ro | 23 | 23 | 0 |
| Ro-Ro | 17 | 17 | 0 | Tanker | 52 | 52 | 0 |
| Vehicles Carrier | 7 | 7 | 0 | Vehicles Carrier | 7 | 7 | 0 |
| Tanker | 10 | 10 | 0 | Militarily Useful | 156 | 156 | 0 |
| Non-Jones Act Eligible | 87 | 87 | 0 | | | | |
| | | | | GT – Gross Tons DWT – Deadweight Tons MSP – Maritime Security Program VISA – Voluntary Intermodal Sealift Agreement VTA – Voluntary Tanker Agreement | | | |