

**U.S. Department of Transportation  
Maritime Administration  
United States-Flag Privately-Owned Merchant Fleet Report  
Oceangoing, Self-Propelled Vessels of 1,000 Gross Tons and Above that Carry Cargo from Port to Port**

To provide any updates for this list, please e-mail [DATA.MARAD@DOT.GOV](mailto:DATA.MARAD@DOT.GOV)

**Coverage**

This report contains a listing of oceangoing, self-propelled, privately-owned U.S.-flag vessels of 1,000 gross tons and above that carry cargo from port to port for commercial and government customers. New vessels are considered to have entered the fleet once they are "In Service."

**Vessel Types**

The vessel categories used for this report include the following types of vessels:

Tankers: Petroleum Tankers, Chemical Carriers, LNG Carriers, LNG/LPG Carriers, LPG Carriers.

Container: Fully Cellular Containerships

Dry Bulk: Bulk Vessels, Bulk Containerships, Cement Carriers, Wood Chip Carriers, Ore/Bulk/Oil Carriers, and Bulk/Oil Carriers.

Ro-Ro: Ro-Ro Vessels, Ro-Ro/Containerships, Vehicle Carriers.

General Cargo: General Cargo Carriers, Partial Containerships, Refrigerated Ships.

**Capacities**

Vessel capacities are expressed in gross tons (GT) and deadweight tons (DWT).

**Gross Tonnage** is volume of all ship's enclosed spaces (from keel to funnel) measured to the outside of the hull framing, calculated using the International Tonnage Convention.

**Deadweight** is the total weight (metric tons) of: Cargo, fuel, fresh water, stores and crew which a ship can carry when immersed to its load line.

**Operator** - Company responsible for the commercial decisions concerning the employment of a ship and therefore who decides how and where that asset is employed. The direct beneficiary of the profits from the operations of the ship, this company may also be responsible for purchasing decisions on bunkers and port services. A medium to long-term time or bareboat charterer is considered to be the operator of the ship. Companies heading operator pools are Operators of the ships in the pool.

**MSP** - Maritime Security Program

**VISA** - Voluntary Intermodal Sealift Agreement

**VTA** - \*Voluntary Tanker Agreement

**Jones Act Eligible** - Vessels that are eligible to participate in domestic trade. Jones Act eligible vessels are built in the United States, owned by United States citizens and crewed by U.S. Mariners.

**Militarily Useful Sealift Vessels**

The following definition is based on the Joint Publication 4-01.2, Sealift Support to Joint Operations, Chairman of the Joint Chiefs of Staff, 22 June 2012.

**These criteria are for planning purposes only. During execution any vessel offered for sealift may be considered.**

*General criteria - all active and inactive oceangoing ships within the following types and criteria and a minimum speed of 12 knots including:*

A. Dry cargo - All dry cargo ships, including integrated tug/barges (ITB) with a minimum capacity of 2,000 deadweight tons (DWT) capable of carrying, without significant modification, any of the following cargoes: unit equipment, ammunition, or sustaining supplies. Examples of ship types included in this category are; containerships, breakbulk, Roll-on/Roll-off, and heavy lift vessels. Dry Bulk Carriers are generally not considered to be militarily useful.

B. Tankers - All tankers, including ITB and chemical carriers, capable of carrying refined petroleum, oils, and lubricants with a capacity range from 2,000 to 100,000 DWT.

C. Other specially selected vessels, including any vessel approved by the Department of Defense for participation in the Voluntary Intermodal Sealift Agreement (VISA) or Voluntary Tanker Agreement (VTA) programs.

**Source**

IHS Maritime, Sea-Web. [www.sea-web.com](http://www.sea-web.com)

\*The Voluntary Tanker Agreement (VTA) is currently being renewed.

\*\*The number of vessels in VISA is updated to include the removal of 2 ships in March, not reflected in the ship lists from April-June.

U.S. Department of Transportation

Maritime Administration

United States Flag Privately-Owned Merchant Fleet Report

Oceangoing, Self-Propelled Vessels of 1,000 Gross Tons and Above that Carry Cargo from Port to Port

As of: December 6, 2022

Please send any updated information on the U.S.-Flag Fleet to DATA.MARAD@DOT.GOV

*\*See notes page for definition on Militarily Useful vessels*

Count	
Total Ships	179
Jones Act Eligible	92
Non-Jones Act Eligible	87

IMO NUMBER	Vessel Name	Ship Type	Gross Tons	Deadweight Tons	Year of Build	Operator	MSP	VISA	VTA*	Jones Act Eligible	Militarily Useful
9244661	ALASKAN EXPLORER	Tanker	110,693	193,049	2005	Alaska Tanker Co LLC	N	N	N	Y	N
9244659	ALASKAN FRONTIER	Tanker	110,693	193,049	2004	Alaska Tanker Co LLC	N	N	N	Y	N
9271432	ALASKAN LEGEND	Tanker	110,693	193,048	2006	Alaska Tanker Co LLC	N	N	N	Y	N
9244673	ALASKAN NAVIGATOR	Tanker	110,693	193,048	2005	Alaska Tanker Co LLC	N	N	N	Y	N
9303546	ALLIANCE FAIRFAX	Ro-Ro	59,705	19,670	2005	Maersk Line, Limited	Y	Y	N	N	Y
9332547	ALLIANCE NORFOLK	Ro-Ro	57,280	21,179	2007	Farrell Lines Incorporated	Y	Y	N	N	Y
9285500	ALLIANCE ST. LOUIS	Ro-Ro	57,280	21,081	2005	Farrell Lines Incorporated	Y	Y	N	N	Y
9759886	AMERICAN ENDURANCE	Tanker	29,801	49,828	2016	American Petroleum Tankers LLC	N	N	N	Y	Y
9759898	AMERICAN FREEDOM	Tanker	29,801	49,828	2017	Crowley Petroleum Services Inc	N	N	N	Y	Y
9763851	AMERICAN LIBERTY	Tanker	29,801	49,828	2017	American Petroleum Tankers X	N	N	N	Y	Y
9564578	AMERICAN PHOENIX	Tanker	30,718	49,035	2012	Seabulk Tankers Inc	N	N	N	Y	Y
9763863	AMERICAN PRIDE	Tanker	29,801	49,828	2017	Crowley Petroleum Service Inc	N	N	N	Y	Y
9239874	APL GULF EXPRESS	Containership	16,916	20,944	2002	APL Marine Services, Ltd.	Y	Y	N	N	Y
9505039	ARC COMMITMENT	Vehicles Carrier	74,255	31,143	2011	ARC Commitment Trust	Y	Y	N	N	Y
9375264	ARC DEFENDER	Vehicles Carrier	61,328	22,144	2008	American Roll-on Roll-off	Y	Y	N	N	Y
9332925	ARC INDEPENDENCE	Vehicles Carrier	71,583	30,200	2007	American Roll-on Roll-off	Y	Y	N	N	Y
9332949	ARC INTEGRITY	Vehicles Carrier	71,583	30,386	2008	American Roll-on Roll-off	Y	Y	N	N	Y
9316141	ARC RESOLVE	Vehicles Carrier	60,942	22,564	2006	American Roll-on Roll-off	Y	Y	N	N	Y
9698018	BAY STATE	Tanker	29,923	49,130	2016	American Petroleum Tankers LLC	N	N	N	Y	Y
9144926	BRENTON REEF	Tanker	30,770	45,656	1999	Seabulk Tankers Inc	N	N	N	Y	Y
9642095	CALIFORNIA	Tanker	62,318	114,756	2015	Crowley Alaska Tankers LLC	N	N	N	Y	N
9710206	CALIFORNIA VOYAGER	Tanker	29,923	49,160	2016	Chevron Shipping Co LLC	N	N	N	Y	Y
9126297	CAPE ARUNDEL	Vehicles Carrier	49,814	19,844	1996	American Roll-on Roll-off	N	Y	N	N	Y
9129706	CAPE CORTES	Vehicles Carrier	49,821	19,884	1997	American Roll-on Roll-off	N	Y	N	N	Y
9123037	CAPT DAVID I LYON	Containership	16,856	22,878	1996	Sealift Inc	N	Y	N	N	Y
9436070	CMA CGM DAKAR	Containership	18,485	23,695	2010	APL Marine Services, Ltd.	Y	Y	N	N	Y
9360142	CMA CGM HERODOTE	Containership	17,594	21,257	2007	APL Marine Services, Ltd.	Y	Y	N	N	Y
9010498	COASTAL NAVIGATOR	General Cargo	1,904	1,500	1991	Coastal Transportation Inc	N	N	N	Y	N
8213249	COASTAL NOMAD	General Cargo	1,920	1,200	1983	Coastal Transportation Inc	N	N	N	Y	N
8855463	COASTAL PROGRESS	General Cargo	1,920	2,133	1988	Coastal Transportation Inc	N	N	N	Y	N
9782493	COASTAL STANDARD	General Cargo	2,451	2,565	2016	Coastal Transportation Inc	N	N	N	Y	Y
5408491	COASTAL TRADER	General Cargo	1,823	1,825	1963	Coastal Transportation Inc	N	N	N	Y	N
9349502	COLORADO EXPRESS	Containership	75,579	85,614	2008	Hapag-Lloyd USA, LLC	Y	Y	N	N	Y
9719056	DANIEL K. INOUIE	Containership	48,409	51,400	2018	Matson Navigation Co Inc	N	Y	N	Y	Y
9349514	DELAWARE EXPRESS	Containership	75,579	85,517	1981	Hapag-Lloyd USA, LLC	Y	Y	N	N	Y
9010486	EASTERN WIND	General Cargo	1,495	1,500	1990	Trident Seafoods Corp	N	N	N	Y	N
9721968	EL COQUI	Containership	37,462	26,410	2018	Crowley Liner Services Inc	N	Y	N	Y	Y
9408126	EMPIRE STATE	Tanker	29,527	48,635	2010	Crowley Petroleum Service Inc	N	N	N	Y	Y

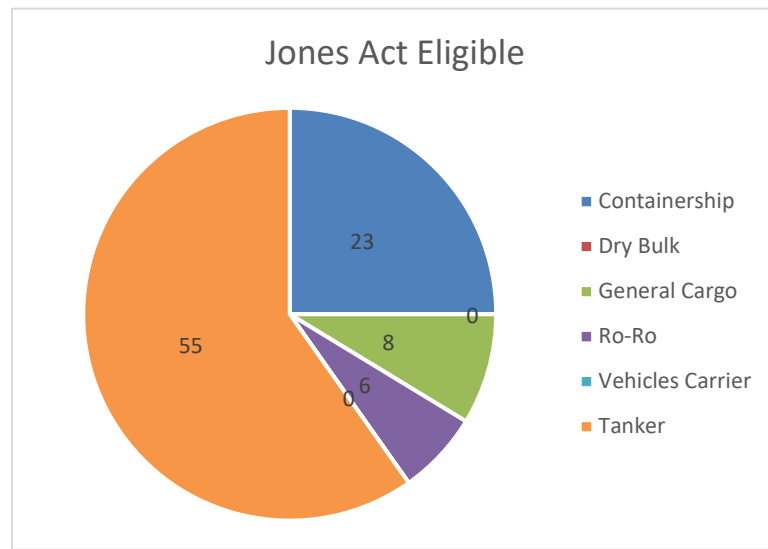
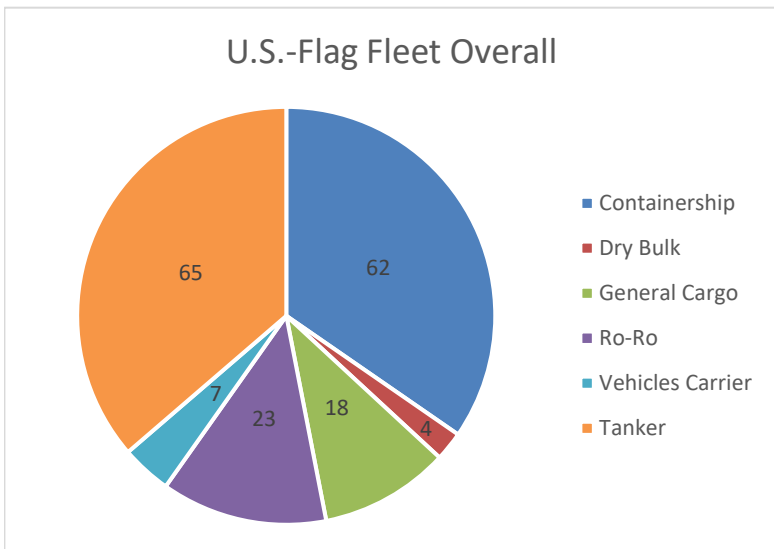
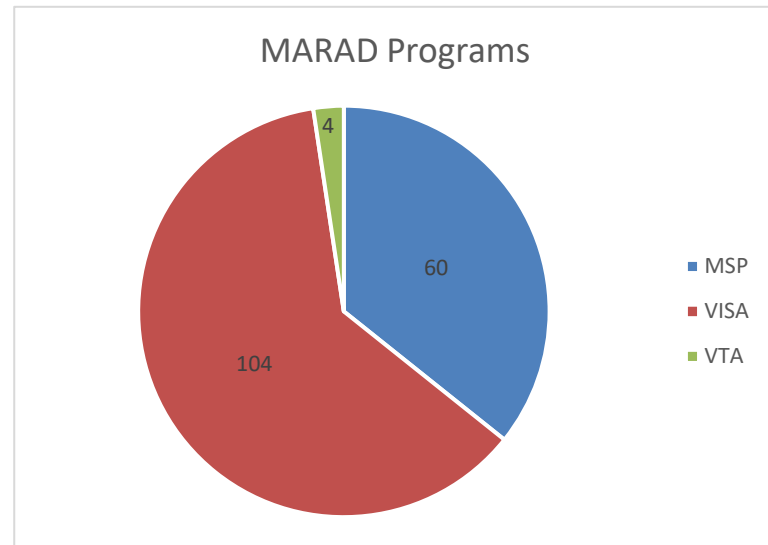
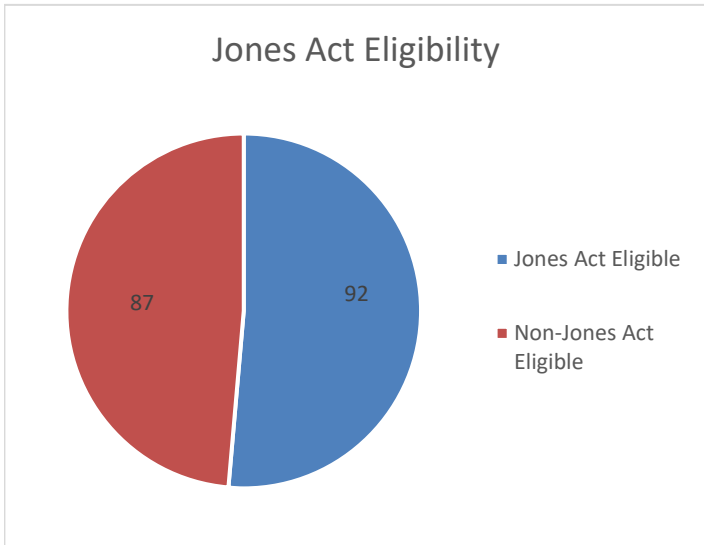
9121273	ENDURANCE	Ro-Ro	72,708	48,988	1996	Fidelio Limited Partnership	Y	Y	N	N	Y
9408138	EVERGREEN STATE	Tanker	29,606	48,641	2010	Crowley Petroleum Service Inc	N	N	N	Y	Y
9568469	FLORIDA	Tanker	29,242	46,696	2013	Crowley Petroleum Service Inc	N	N	N	Y	Y
9118630	FLORIDA VOYAGER	Tanker	30,415	46,094	1998	Chevron Shipping Co LLC	N	N	N	Y	Y
9698006	GARDEN STATE	Tanker	29,923	49,172	2016	American Petroleum Tankers LLC	N	N	N	Y	Y
9837092	GEORGE III	Containership	45,645	43,527	2022	Pasha Hawaii Holdings LLC	N	Y	N	Y	Y
7710733	GEYSIR	General Cargo	2,266	2,000	1980	Marco Marine LLC	N	N	N	Y	Y
9407562	GOLDEN STATE	Tanker	29,527	48,632	2009	Crowley Petroleum Service Inc	N	N	N	Y	Y
9339818	GREEN BAY	Ro-Ro	59,250	18,312	2007	Waterman Transport, Inc.	Y	Y	N	N	Y
9181560	GREEN COVE	Ro-Ro	57,566	22,747	1999	Waterman Transport, Inc.	Y	Y	N	N	Y
9158288	GREEN LAKE	Ro-Ro	57,623	22,799	1998	Waterman Transport, Inc.	Y	Y	N	N	Y
9177428	GREEN RIDGE	Ro-Ro	57,449	21,523	1998	Waterman Transport, Inc.	Y	Y	N	N	Y
9561148	HAINA PATRIOT	Tanker	4,047	6,765	2011	Haina Patriot LLC	N	N	N	N	N
7617905	HORIZON ENTERPRISE	Containership	28,219	31,423	1980	Pasha Hawaii Holdings LLC	N	Y	N	Y	Y
7617890	HORIZON PACIFIC	Containership	28,219	31,213	1979	Pasha Hawaii Holdings LLC	N	Y	N	Y	Y
7729459	HORIZON SPIRIT	Containership	34,077	46,154	1980	Pasha Hawaii Holdings LLC	N	Y	N	Y	Y
9349564	HUDSON EXPRESS	Containership	75,579	85,326	2008	Hapag-Lloyd USA, LLC	Y	Y	N	N	Y
9710191	INDEPENDENCE	Tanker	29,923	49,181	2016	Seabulk Tankers Inc	N	N	N	Y	Y
9680841	ISLA BELLA	Containership	36,751	33,106	2015	TOTE Puerto Rico	N	Y	N	Y	Y
9233167	JEAN ANNE	Ro-Ro	37,548	12,561	2005	Pasha Hawaii Holdings LLC	N	Y	N	Y	Y
9719068	KAIMANA HILA	Containership	48,409	51,400	2019	Matson Navigation Co Inc	N	Y	N	Y	Y
9232979	KAMOKUIKI	Containership	6,368	8,627	2000	Matson Navigation Co Inc	N	Y	N	N	Y
9310109	LIBERTY	Ro-Ro	61,321	19,628	2006	Fidelio Limited Partnership	Y	Y	N	N	Y
9278753	LIBERTY EAGLE	Dry Bulk	28,762	51,812	2004	Liberty Maritime Corp	N	Y	N	N	N
9228136	LIBERTY GLORY	Dry Bulk	28,836	50,601	2001	Liberty Maritime Corp	N	Y	N	N	N
9228148	LIBERTY GRACE	Dry Bulk	28,836	50,601	2001	Liberty Maritime Corp	N	Y	N	N	N
9777888	LIBERTY PASSION	Ro-Ro	58,107	20,352	2017	Liberty Global Logistics LLC	Y	Y	N	N	Y
9777890	LIBERTY PEACE	Ro-Ro	58,107	20,397	2017	Liberty Global Logistics LLC	N	Y	N	N	Y
9448114	LIBERTY PRIDE	Ro-Ro	57,030	21,233	2009	Liberty Global Logistics LLC	Y	Y	N	N	Y
9448425	LIBERTY PROMISE	Ro-Ro	57,030	21,359	2010	Liberty Global Logistics LLC	Y	Y	N	N	Y
9697985	LONE STAR STATE	Tanker	29,923	49,151	2015	American Petroleum Tankers LLC	N	N	N	Y	Y
9704790	LOUISIANA	Tanker	29,801	49,828	2016	Crowley Petroleum Service Inc	N	N	N	Y	Y
9215660	LTC JOHN U.D. PAGE	Containership	40,085	51,101	2001	Sealift Inc	N	Y	N	N	Y
9814600	LURLINE	Containership	59,522	44,200	2019	Matson Navigation Co Inc	N	Y	N	Y	Y
9348649	MAERSK ATLANTA	Containership	74,642	84,705	2006	Maersk Line, Limited	Y	Y	N	N	Y
9332975	MAERSK CHICAGO	Containership	74,642	84,775	2007	Maersk Line, Limited	Y	Y	N	N	Y
9332987	MAERSK COLUMBUS	Containership	74,642	84,704	2007	Maersk Line, Limited	Y	Y	N	N	Y
9332999	MAERSK DENVER	Containership	74,642	84,771	2007	Maersk Line, Limited	Y	Y	N	N	Y
9333034	MAERSK DETROIT	Containership	74,642	84,626	2008	Maersk Line, Limited	Y	Y	N	N	Y
9299044	MAERSK DURBAN	Containership	25,406	33,750	2005	Maersk Line, Limited	Y	Y	N	N	Y
9333008	MAERSK HARTFORD	Containership	74,642	84,783	2007	Maersk Line, Limited	Y	Y	N	N	Y
9298686	MAERSK IOWA	Containership	50,686	61,454	2006	Farrell Lines Incorporated	Y	Y	N	N	Y
9311701	MAERSK KANSAS	Containership	50,686	61,447	2007	Maersk Line Ltd-USA	Y	Y	N	N	Y
9333010	MAERSK KENSINGTON	Containership	74,642	84,688	2007	Maersk Line, Limited	Y	Y	N	N	Y
9333022	MAERSK KINLOSS	Containership	74,642	84,835	2008	Maersk Line, Limited	Y	Y	N	N	Y
9255244	MAERSK MICHIGAN	Tanker	28,517	47,047	2003	Maersk Line, Limited	N	N	Y	N	Y
9573658	MAERSK MISAKI	Tanker	28,777	47,980	2011	Maersk Tanker MR K/S	N	N	N	N	Y
9305312	MAERSK MONTANA	Containership	50,686	61,499	2006	Farrell Lines Incorporated	Y	Y	N	N	Y
9298698	MAERSK OHIO	Containership	50,686	61,454	2006	Farrell Lines Incorporated	Y	Y	N	N	Y

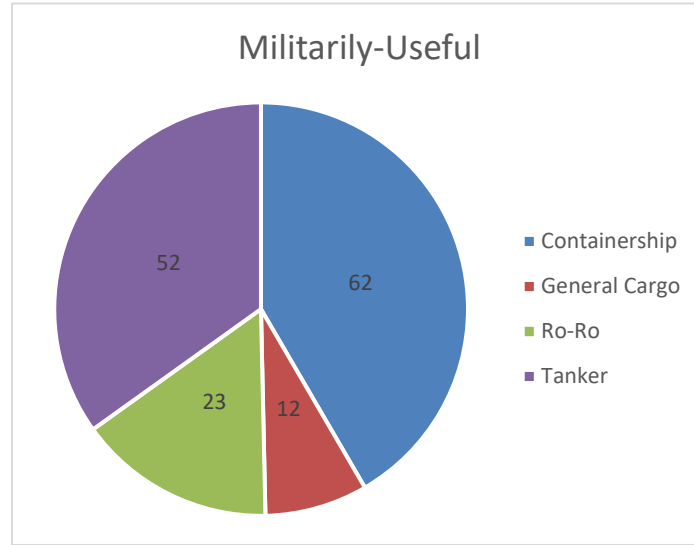
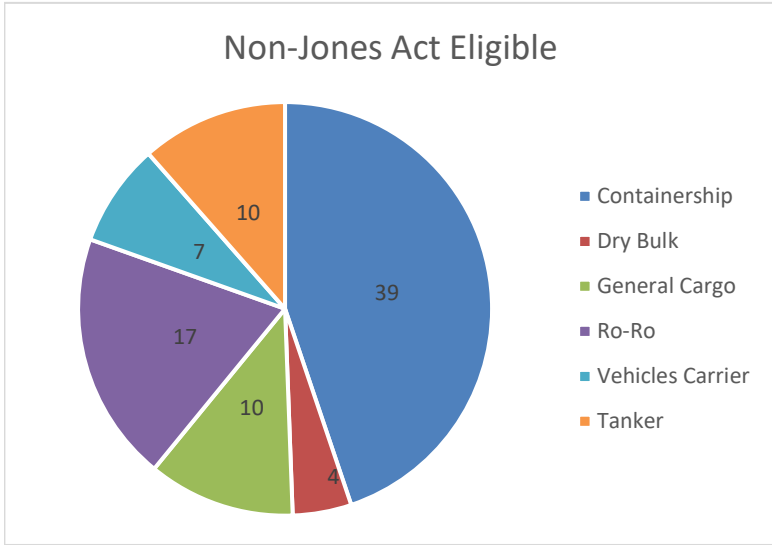
9278492	MAERSK PEARY	Tanker	25,487	38,177	2004	Maersk Line Ltd-USA	N	N	Y	N	Y
9342176	MAERSK PITTSBURGH	Containership	74,642	84,688	2008	Maersk Line, Limited	Y	Y	N	N	Y
9289207	MAERSK SARATOGA	Containership	24,488	28,844	2004	Maersk Line, Limited	Y	Y	N	N	Y
9315197	MAERSK SELETAR	Containership	80,503	87,545	2007	Maersk Line, Limited	Y	Y	N	N	Y
9315202	MAERSK SENTOSA	Containership	80,503	87,618	2007	Maersk Line, Limited	Y	Y	N	N	Y
9314210	MAERSK TENNESSEE	Containership	50,686	61,433	2007	Maersk Line, Limited	Y	Y	N	N	Y
9289192	MAERSK YORKTOWN	Containership	24,488	28,897	2004	Maersk Line, Limited	Y	Y	N	N	Y
9697997	MAGNOLIA STATE	Tanker	29,923	49,076	2016	American Petroleum Tankers LLC	N	N	N	Y	Y
7907996	MAHIMAHI	Containership	41,036	30,825	1983	Matson Navigation Co Inc	N	Y	N	Y	Y
8320559	MAJOR BERNARD F. FISHER	Ro-Ro	34,318	24,500	1985	Sealift Inc	N	Y	N	N	Y
9210309	MAJOR RICHARD WINTERS	General Cargo	6,170	7,725	2000	Sealift Inc	N	Y	N	N	Y
7907984	MANOA	Containership	41,036	30,825	1982	Matson Navigation Co Inc	N	Y	N	Y	Y
9244130	MANUKAI	Containership	32,575	38,261	2003	Matson Navigation Co Inc	N	Y	N	Y	Y
9273674	MANULANI	Containership	32,575	38,261	2005	Matson Navigation Co Inc	N	Y	N	Y	Y
9619684	MARJORIE C	Ro-Ro	47,279	24,750	2015	Pasha Hawaii Holdings LLC	N	Y	N	Y	Y
8419142	MATSON ANCHORAGE	Containership	20,965	21,282	1987	Matson Navigation Co Inc	N	Y	N	Y	Y
8419166	MATSON KODIAK	Containership	20,965	20,668	1987	Matson Navigation Co Inc	N	Y	N	Y	Y
8419154	MATSON TACOMA	Containership	20,965	20,668	1987	Matson Navigation Co Inc	N	Y	N	Y	Y
9814612	MATSONIA	Containership	59,522	44,200	2020	Matson Navigation Co Inc	N	Y	N	Y	Y
9273686	MAUNALEI	Containership	25,324	34,026	2006	Matson Navigation Co Inc	N	Y	N	Y	Y
9268538	MAUNAWILI	Containership	32,575	38,261	2004	Matson Navigation Co Inc	N	Y	N	Y	Y
9232278	MIDNIGHT SUN	Ro-Ro	65,314	22,437	2003	TOTE Maritime Alaska Inc	N	Y	N	Y	Y
9131369	MISSISSIPPI VOYAGER	Tanker	30,415	46,069	1998	Chevron Shipping Co LLC	N	N	N	Y	Y
9349552	MISSOURI EXPRESS	Containership	75,579	85,384	2008	Hapag-Lloyd USA, LLC	Y	Y	N	N	Y
7908005	MOKIHANA	Ro-Ro	57,379	30,652	1983	Matson Navigation Co Inc	N	Y	N	Y	Y
8302246	NATIONAL GLORY	Containership	11,652	12,418	1988	National Shipping of America	N	Y	N	Y	Y
9232280	NORTH STAR	Ro-Ro	65,314	22,437	2003	TOTE Maritime Alaska Inc	N	Y	N	Y	Y
9506722	OCEAN FREEDOM	General Cargo	12,810	14,359	2010	Fidelio Limited Partnership	Y	Y	N	N	Y
9437335	OCEAN GIANT	General Cargo	15,549	17,590	2012	Waterman Steamship Corporation	Y	Y	N	N	Y
9418987	OCEAN GLADIATOR	General Cargo	15,549	17,704	2010	Ocean Gladiator Shipping Trust	Y	Y	N	N	Y
9681833	OCEAN GLORY	General Cargo	18,410	19,410	2015	Patriot Shipping LLC	Y	Y	N	N	Y
9681821	OCEAN GRAND	General Cargo	18,410	19,436	2015	Patriot Shipping LLC	Y	Y	N	N	Y
9509970	OCEAN JAZZ	General Cargo	17,538	10,662	2010	Intermarine LLC	N	Y	N	N	Y
9457218	OCEAN TRADER	Ro-Ro	29,429	11,325	2011	Military Sealift Command	N	N	N	N	Y
9704776	OHIO	Tanker	29,801	49,828	2015	Crowley Petroleum Service Inc	N	N	N	Y	Y
9118628	OREGON	Tanker	30,415	46,103	1997	Crowley Petroleum Services Inc	N	N	N	Y	Y
9353591	OVERSEAS ANACORTES	Tanker	29,242	46,666	2010	Overseas Shipholding Group	N	N	N	Y	Y
9353565	OVERSEAS BOSTON	Tanker	29,242	46,802	2009	OSG Ship Management Inc	N	N	N	Y	Y
9475935	OVERSEAS CASCADE	Tanker	29,234	46,287	2009	OSG Ship Management Inc	N	N	N	Y	Y
9432218	OVERSEAS CHINOOK	Tanker	29,234	46,666	2010	Overseas Shipholding Group	N	N	N	Y	Y
9351062	OVERSEAS HOUSTON	Tanker	29,242	46,814	2007	Overseas Shipholding Group	N	N	N	Y	Y
9144914	OVERSEAS KEY WEST	Tanker	30,770	45,671	1999	OSG Ship Management Inc	N	N	N	Y	Y
9353527	OVERSEAS LONG BEACH	Tanker	29,242	46,911	2007	OSG Ship Management Inc	N	N	N	Y	Y
9353539	OVERSEAS LOS ANGELES	Tanker	29,242	46,817	2007	OSG Ship Management Inc	N	N	N	Y	Y
9353589	OVERSEAS MARTINEZ	Tanker	29,242	46,653	2010	OSG Ship Management Inc	N	N	N	Y	Y
9435894	OVERSEAS MYKONOS	Tanker	29,433	51,711	2010	Mykonos Tanker LLC	Y	N	Y	N	Y
9353541	OVERSEAS NEW YORK	Tanker	29,242	46,810	2008	OSG Ship Management Inc	N	N	N	Y	Y
9353577	OVERSEAS NIKISKI	Tanker	29,242	46,666	2009	OSG Ship Management Inc	N	N	N	Y	Y
9435909	OVERSEAS SANTORINI	Tanker	29,433	51,711	2010	Santorini Tanker LLC	Y	N	Y	N	Y

9353606	OVERSEAS TAMPA	Tanker	29,242	46,666	2011	OSG Ship Management Inc	N	N	N	Y	Y
9353553	OVERSEAS TEXAS CITY	Tanker	29,242	46,817	2008	OSG Ship Management Inc	N	N	N	Y	Y
9316139	PATRIOT	Ro-Ro	60,979	22,564	2006	Fidelio Limited Partnership	Y	Y	N	N	Y
9408102	PELICAN STATE	Tanker	29,527	48,598	2009	Crowley Petroleum Service Inc	N	N	N	Y	Y
9486958	PENNSYLVANIA	Tanker	29,242	45,760	2012	Crowley Petroleum Service Inc	N	N	N	Y	Y
9680853	PERLA DEL CARIBE	Containership	36,912	33,127	2016	TOTE Maritime Alaska Inc	N	Y	N	Y	Y
9809564	POHANG PIONEER	Tanker	5,422	6,510	2018	Crowley Petroleum Service Inc	N	N	N	N	Y
9244063	POLAR ADVENTURE	Tanker	85,387	141,740	2004	Polar Tankers Inc	N	N	N	Y	N
9206114	POLAR DISCOVERY	Tanker	85,387	141,740	2003	Polar Tankers Inc	N	N	N	Y	N
9193551	POLAR ENDEAVOUR	Tanker	85,387	141,740	2001	Polar Tankers Inc	N	N	N	Y	N
9250660	POLAR ENTERPRISE	Tanker	85,387	141,740	2006	Polar Tankers Inc	N	N	N	Y	N
9193563	POLAR RESOLUTION	Tanker	85,387	141,740	2002	Polar Tankers Inc	N	N	N	Y	N
9349526	POTOMAC EXPRESS	Containership	75,579	85,384	2008	Wilmington Trust Co	Y	Y	N	N	Y
9526502	PRESIDENT CLEVELAND	Containership	75,015	84,155	2012	APL Marine Services, Ltd.	Y	Y	N	N	Y
9295220	PRESIDENT EISENHOWER	Containership	82,794	93,558	2005	APL Marine Services, Ltd.	Y	Y	N	N	Y
9400069	PRESIDENT FD ROOSEVELT	Containership	75,752	81,002	2010	APL Marine Services, Ltd.	Y	Y	N	N	Y
9295218	PRESIDENT KENNEDY	Containership	82,794	93,594	2005	APL Marine Services, Ltd.	Y	Y	N	N	Y
9538658	PRESIDENT TRUMAN	Containership	75,015	84,153	2014	APL Marine Services, Ltd.	Y	Y	N	N	Y
9218686	PRESIDENT WILSON	Containership	65,792	67,987	2002	APL Marine Services, Ltd.	Y	Y	N	N	Y
9002037	R. J. PFEIFFER	Containership	32,664	28,555	1992	Matson Navigation Co Inc	N	Y	N	Y	Y
9080297	RESOLVE	Ro-Ro	49,443	13,548	1994	Fidelio Limited Partnership	N	Y	N	N	Y
9198501	ROCKETSHIP	Ro-Ro	8,679	3,950	2000	Foss Maritime Co	N	Y	N	Y	Y
9356074	SAFMARINE NGAMI	Containership	25,904	35,119	2008	Maersk Line, Limited	Y	Y	N	N	Y
9322009	SAGAMORE	Containership	16,803	22,749	2008	Sealift Inc	N	Y	N	N	Y
7517698	SEA TRADER	General Cargo	3,485	1,496	1976	Trident Seafoods Corp	N	N	N	Y	N
9131371	SEABULK ARCTIC	Tanker	30,415	46,103	1998	Seabulk Tankers Inc	N	N	N	Y	Y
7816551	SEABULK CHALLENGE	Tanker	29,823	49,636	1981	Seabulk Tankers Inc	N	N	N	Y	Y
9222352	SLNC CORSICA	General Cargo	5,548	6,404	2001	Schuyler Line Navigation Co	N	Y	N	N	Y
9448334	SLNC GOODWILL	Tanker	30,241	50,326	2009	Schuyler Line Navigation Company, LLC	N	N	N	N	Y
9418975	SLNC MAGOTHY	General Cargo	15,549	17,478	2010	Schuyler Line Navigation Co	N	Y	N	N	Y
9383663	SLNC PAX	Tanker	5,720	7,985	2008	Military Sealift Command	N	N	N	N	Y
9629988	SLNC SEVERN	Dry Bulk	33,729	57888	2017	Schuyler Line Navigation Co	N	N	N	N	N
9538907	SLNC YORK	General Cargo	12,679	9,503	2010	Argent Marine Operations, Inc.	Y	Y	N	N	Y
9215696	SSG EDWARD A. CARTER JR	Containership	40,085	51,087	2001	Sealift Inc	N	Y	N	N	Y
9390032	STENA POLARIS	Tanker	36,210	64,917	2010	Stena Bulk AB	N	N	N	N	Y
9077044	SULPHUR ENTERPRISE	Tanker	16,771	21,649	1994	Savage Marine Management Co	N	N	N	Y	N
9408114	SUNSHINE STATE	Tanker	29,527	48,633	2009	Crowley Petroleum Service Inc	N	N	N	Y	Y
9721970	TAINO	Containership	37,462	26,306	2018	Crowley Liner Services Inc	N	Y	N	Y	Y
9704788	TEXAS	Tanker	29,801	49,827	2015	Crowley Petroleum Service Inc	N	N	N	Y	Y
9719886	TEXAS VOYAGER	Tanker	29,923	49,382	2017	Chevron Shipping Co LLC	N	N	N	Y	Y
9747584	UTAH VOYAGER	Tanker	29,923	49,045	2017	CITGO Petroleum Corp	N	N	N	Y	Y
9642083	WASHINGTON	Tanker	62,318	114,814	2014	Crowley Alaska Tankers LLC	N	N	N	Y	N
9704805	WEST VIRGINIA	Tanker	29,801	49,828	2016	Crowley Petroleum Service Inc	N	N	N	Y	Y

**Consolidated Fleet Summary and Change List**  
 United States Flag Privately-Owned Merchant Fleet  
 Oceangoing, Self-Propelled Vessels of 1,000 Gross Tons and Above that Carry Cargo from Port to Port

				<b>MARAD Programs</b>			
<b>Type</b>	<b># of Vessels</b>	<b>GT</b>	<b>DWT</b>	<b>Program</b>	<b># of Vessels</b>	<b>GT</b>	<b>DWT</b>
Jones Act Eligible	92	3,401,451	4,702,092	MSP	60	3,327,165	2,998,998
Non-Jones Act Eligible	87	4,060,362	3,797,319	VISA	104	4,762,596	4,143,906
<b>Total U.S.-Flag Fleet</b>	<b>179</b>	<b>7,461,813</b>	<b>8,499,411</b>	VTA	4	112,870	188,646
<b>U.S.-Flag Fleet Overall</b>				<b>Jones Act Eligible</b>			
<b>Ship Type</b>	<b># of Vessels</b>	<b>GT</b>	<b>DWT</b>	<b>Ship Type</b>	<b># of Vessels</b>	<b>GT</b>	<b>DWT</b>
Containership	62	3,007,690	3,302,163	Containership	23	812,941	776,516
Dry Bulk	4	120,163	210,902	Dry Bulk	0	0	0
General Cargo	18	155,476	154,490	General Cargo	8	17,264	14,219
Ro-Ro	23	1,226,138	487,992	Ro-Ro	6	281,513	116,787
Vehicles Carrier	7	439,326	176,165	Vehicles Carrier	0	0	0
Tanker	65	2,513,020	4,167,699	Tanker	55	2,289,733	3,794,570
<b>Total U.S.-Flag Fleet</b>	<b>179</b>	<b>7,461,813</b>	<b>8,499,411</b>	<b>Total Jones Act Eligible</b>	<b>92</b>	<b>3,401,451</b>	<b>4,702,092</b>
<b>Non-Jones Act Eligible</b>				<b>Militarily-Useful</b>			
<b>Ship Type</b>	<b># of Vessels</b>	<b>GT</b>	<b>DWT</b>	<b>Ship Type</b>	<b># of Vessels</b>	<b>GT</b>	<b>DWT</b>
Containership	39	2,194,749	2,525,647	Containership	62	3,007,690	3,302,163
Dry Bulk	4	120,163	210,902	General Cargo	12	142,929	144,836
General Cargo	10	138,212	140,271	Ro-Ro	23	1,226,138	487,992
Ro-Ro	17	944,625	371,205	Tanker	52	1,497,859	2,428,821
Vehicles Carrier	7	439,326	176,165	Vehicles Carrier	7	439,326	176,165
Tanker	10	223,287	373,129	<b>Militarily Useful</b>	<b>156</b>	<b>6,313,942</b>	<b>6,539,977</b>
<b>Non-Jones Act Eligible</b>	<b>87</b>	<b>4,060,362</b>	<b>3,797,319</b>				
				GT – Gross Tons DWT – Deadweight Tons MSP – Maritime Security Program VISA – Voluntary Intermodal Sealift Agreement VTA – Voluntary Tanker Agreement			







**Consolidated Changes August 2022**

Oceangoing, Self-Propelled Vessels of 1,000 Gross Tons and Above that Carry Cargo from Port to Port

<b>MARAD Programs</b>							
<b>Type</b>	<b>Current Month</b>	<b>Previous Month</b>	<b>Change</b>	<b>Program</b>	<b>Current Month</b>	<b>Previous Month</b>	<b>Change</b>
Jones Act Eligible	92	91	1	MSP	60	60	0
Non-Jones Act Eligible	87	87	0	VISA**	102	101	1
<b>Total U.S.-Flag Fleet</b>	<b>179</b>	<b>178</b>	<b>0</b>	VTA	4	4	0
<b>Ship Type</b>	<b>Current Month</b>	<b>Previous Month</b>	<b>Change</b>	<b>Ship Type</b>	<b>Current Month</b>	<b>Previous Month</b>	<b>Change</b>
Containership	62	61	1	Containership	23	22	1
Dry Bulk	4	4	0	Dry Bulk	0	0	0
General Cargo	18	18	0	General Cargo	8	8	0
Ro-Ro	23	23	0	Ro-Ro	6	6	0
Vehicles Carrier	7	7	0	Vehicles Carrier	0	0	0
Tanker	65	65	0	Tanker	55	55	0
<b>Total U.S.-Flag Fleet</b>	<b>179</b>	<b>178</b>	<b>0</b>	<b>Total Jones Act Eligible</b>	<b>92</b>	<b>91</b>	<b>0</b>
<b>Ship Type</b>	<b>Current Month</b>	<b>Previous Month</b>	<b>Change</b>	<b>Ship Type</b>	<b>Current Month</b>	<b>Previous Month</b>	<b>Change</b>
Containership	39	39	0	Containership	62	61	1
Dry Bulk	4	4	0	General Cargo	12	12	0
General Cargo	10	10	0	Ro-Ro	23	23	0
Ro-Ro	17	17	0	Tanker	55	55	0
Vehicles Carrier	7	7	0	Vehicles Carrier	5	7	0
Tanker	10	10	0	Militarily Useful	156	155	0
<b>Non-Jones Act Eligible</b>	<b>87</b>	<b>87</b>	<b>0</b>				
				GT – Gross Tons DWT – Deadweight Tons MSP – Maritime Security Program VISA – Voluntary Intermodal Sealift Agreement VTA – Voluntary Tanker Agreement			